



Landscape Product Guide

MIDWEST USA

2022

UPDATED 06/06/22 WITH ADDITIONAL DORMANT PRODUCTS



Contents

- 02 One Trusted Source
- 04 Enhanced Technology
- 05 Permeable Pavements
- 06 Landscape Collections

08 Inspiration

- 10 Scale, Texture & Color
- 12 Patterns & Designs
- 19 Gallery

34 Slabs

- 38 Rialto 50mm
- 40 Nueva® Slab 50 & 60mm
- 42 Nueva® XL Slab
- 44 Monterey*
- 45 Molina® 60mm*

46 Pavers

- 50 Colonnade
- 52 Ridgefield Plus
- 54 Ridgefield Smooth
- 56 Nueva® Paver
- 58 Rialto 80mm
- 60 Market Paver*
- 61 Molina® 80mm*
- 62 Eterna*

64 Copings, Curbs & Steps

- 66 Oasis
- 66 Oasis Bullnose*
- 67 Cassina
- 68 Fronterra Curb*
- 69 Nueva® Step*

70 Walls

- 74 Nueva® 150 Wall
- 76 Nueva® 75 Wall
- 78 Laredo
- 80 Ortana
- 82 Gardenia Linear
- 83 Modeco One
- 84 Modan*
- 86 Proterra™ *

88 Dormant Products

90 Planning

- 92 Product Matrix
- 94 Laying Patterns
- 97 ONESand
- 98 Building Walls
- 99 Choosing a Contractor
- 100 Guarantee & Care Information
- 102 Packaging Specifications
- 106 Online Experience
- 107 ICI Landscape & Masonry

To Our Valued Customers,

Long before we print our product guides for each fresh, new landscaping season, we gaze intently into our crystal ball and try to envision what the coming year will bring. Of course, much of that is built on our past successes with you, and as we all know, the last several months have been very challenging times for all of us. Covid-19 has affected our lives both personally and professionally with necessary safety restrictions to follow.

This year, we have implemented a **Dormant Products** strategy in order to meet the needs of our customers for the most in-demand products and colors. Within the main products section of this product guide, we've displayed our active colors that will be available on a regular basis throughout the season. Within our **Dormant Products** section (pages 88-89), you will find a full listing of products and colors that are temporarily gone, but certainly not forgotten.

In fact, under certain circumstances we can still make these products as a special order, so please contact your local Oaks Sales Representative for full details.

We are hopeful that stability returns to our industry, supply chain, and life in general soon. When it does, we will re-evaluate demand for these products and look at bringing them back into regular rotation.

Sincerely,
The Oaks Landscape Products Team





Legend



VEHICULAR TRAFFIC
Suitable for residential vehicle use such as driveways, as well as walkways and patios.



SOLAR REFLECTANCE INDEX
High solar reflectance keeps pavement area cooler. A higher number indicates greater reflectance.



PEDESTRIAN TRAFFIC
Suitable for pedestrian use only, such as walkways and patios.



PERMEABLE
Indicates a permeable paving product.
See page 5 for more details.



NEW!
Indicates a new product or color offering.



DESIGN IDEA
Design tips and ideas from our landscape experts.



ELITEFINISH™
Product produced with enhanced finish technology.
See page 4 for more details.



COLORBOLD™
Product produced with enhanced color technology.
See page 4 for more details.

Slab: Molina 60mm, Moraine with Twilight border
Wall/Pillars: Ortana, Timberwood with Desert caps
Steps: Ortana, Desert

Your ONE Trusted Source

Architecture plays a very important role in the evolution of society. I'm proud to say our company is constantly evolving. Brampton Brick Limited, collectively, Brampton Brick and Oaks Landscape Products (Oaks) brands; has forged a reputation as an integrated masonry and landscape products manufacturer.

To be a single source for quality, durability and long-lasting style, we focus on developing products that work well together. We take into consideration the colors, textures, sizes and shapes that have a significant impact on how space is perceived. Our story began in 1871 when Packham Brick Works opened on the east side of Brampton Ontario to produce pressed clay bricks for the local market. Fast-forward 149 years, and we've expanded across central and eastern Canada, into the US Midwest and broadened our product lines from our humble clay beginnings to include concrete masonry and landscape products.

It's the trust our customers place in us that keeps us focused on our goal; to lead the way in innovation, affordability and lifetime satisfaction. We are devoted to engineering masonry and landscaping materials that stimulate an instant response. When you see homes, driveways, backyard living spaces, commercial buildings or beautifully landscaped public spaces; you see Brampton Brick products.

When you purchase Oaks Landscape Products and Brampton Brick masonry products, you make an investment in longevity, in stunning aesthetics and in us. That's an investment that we take seriously: Our legacy runs deeper than brick, and we're motivated to strive to do more, to do better, to evolve along with the needs of our clients and industry trends. From our state-of-the-art production facilities, to quality control, distribution and customer service, we ensure our products are made to last. Our products have your dream spaces covered both vertically and horizontally, from curbside to poolside.

Thank you for making us your **ONE Trusted Source**.



Jeffrey G. Kerbel,
President and CEO,
Brampton Brick Limited



Paver: Nueva Paver, Champagne
Clay Brick: Crawford
Stone Masonry: Vivace, Lakeshore



Enhanced Technology



EliteFinish™ is an advanced manufacturing process that delivers richer, more vibrant color and a harder wearing, more durable and smoother textured surface.

The surface of our EliteFinish™ products is a specially engineered layer of finely-ground, durable aggregates combined with rich color and concentrated cement. The paver foundation uses coarser stone to ensure long term performance in application. The resulting product delivers an enhanced finish and greater structural integrity.

Products with EliteFinish™ include:

Molina® 60mm	Page 45
Market Paver	Page 60
Molina® 80mm	Page 61
Eterna	Page 62




ColorBold™ is an integral treatment employed during manufacturing that provides a new level of color longevity and stain resistance.

ColorBold™ is a proprietary process where supplemental ingredients penetrate the surface of the product to become an integral part of the unit. Enhanced color depth, extended color durability, improved resistance to stains and acidic materials, as well as improved freeze-thaw capability due to decreased moisture absorption are all benefits delivered with products featuring ColorBold™.

Other color enhancement products are sealers applied post production, after the concrete has been thoroughly cured; the chemical can only penetrate whatever surface voids are present, with the balance being left as a film on the paver surface.

Products with ColorBold™ include:

Molina® 60mm	Page 45
Market Paver	Page 60
Molina® 80mm	Page 61





💧 Why Go Permeable?

Permeable pavement systems are uniquely designed to allow increased drainage between the joints into the ground below.

Benefits of permeable pavement systems:

- 1 Eliminates puddles and surface water runoff
- 2 Reduces erosion
- 3 Improves water quality by filtering surface water through clear aggregate
- 4 Reduces burden on municipal storm water systems
- 5 Reduces need for snow removal & ice build up in winter

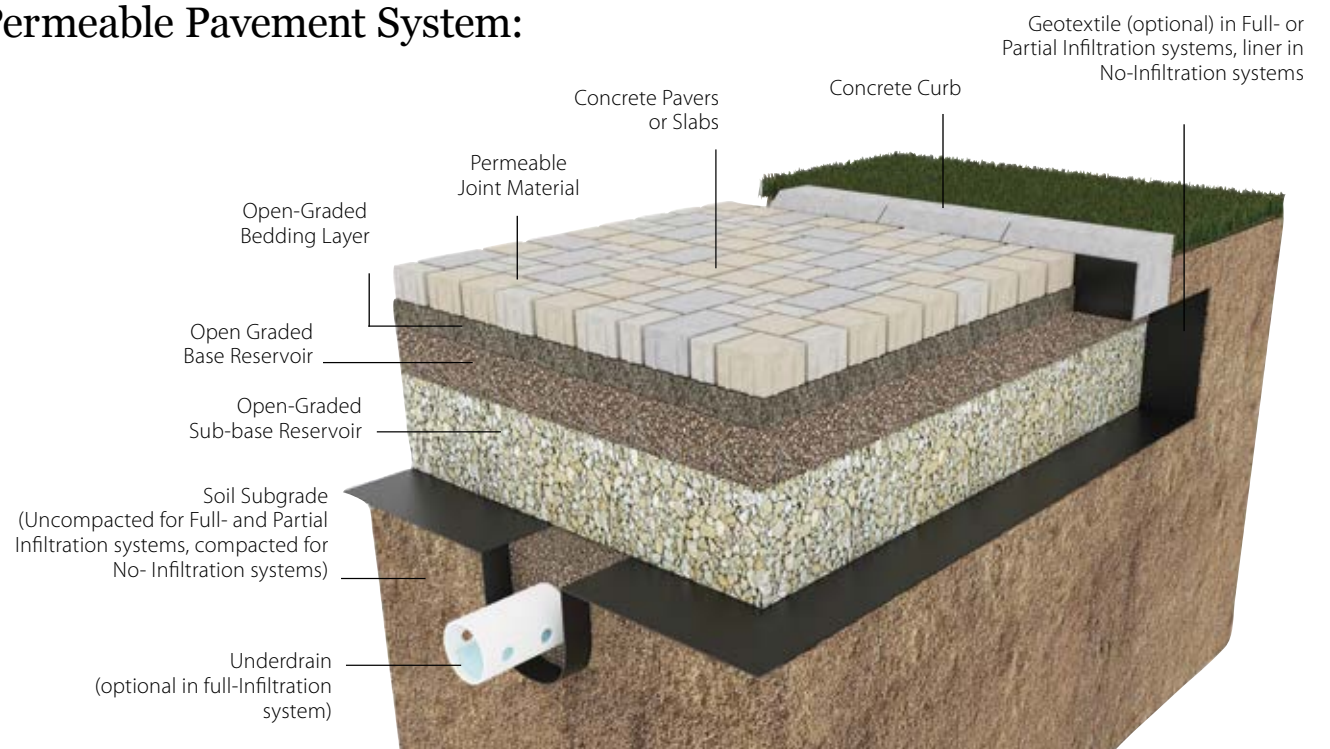
Oaks Permeable pavers include:

Enviro Midori

See Dormant Products pg. 88/89




Permeable Pavement System:



landscape collections

Discover new inspiration through our four distinguished collections, where you'll find a selection of recommended products, carefully curated into the best possible product arrangements based on our design 5 axes. Choose products from the same collection for a unified look, or mix & match by combining products across different collections for design themes and accents based on your own unique style and preferences.



The Nueva® Collection

Modern design calls for clean lines and a well-coordinated color palette. The Nueva Collection of landscape products is the next generation of sleek, low-profile design. This diverse combination of contemporary products offers flush finishes and smooth faces for any modern-looking project.

In this Collection:

Nueva® Slab
Nueva® XL Slab
Nueva® Paver
Ridgefield Smooth
Enviro Midori
Nueva® Step
Oasis
Cassina
Nueva® 150 & 75 Walls
Modan
Proterra™ Smooth


The Eterna Collection



Our Eterna Collection features landscape products that not only boast sleek designs, but also offer maximum durability. These products are manufactured with technologies such as EliteFinish™ or ColorBold™ — which provide deeper, more vibrant colors along with increased durability and stain resistance — for top-tier functionality. Explore our most advanced pavers to ensure high-quality performance.

In this Collection:

Eterna
Molina®
Market Paver




The Rialto Collection

The Rialto Collection has a unique ability to inspire. Any combination of these variably textured products can create new life in an old space. With textures ranging from subtle to bold, and coordinated, soulful earth-toned colors, these products are designed to harmonize perfectly.

In this Collection:

Rialto
Ridgefield Plus
Monterey
Aria Step
Fronterra Curb



THE 5 axes

All of our well-integrated product collections are built around different sets of design characteristics, yet revolve around the following five common axes:

① Simplicity

Whether you are a homeowner, a designer or a contractor, our product collections make it simple to design, quote and install a superb landscape plan, every time.

② Continuity

Every successful landscape plan pivots around continuity. The unity between front and back yards, between horizontal and vertical surfaces, and even from masonry to landscape is what truly pulls an outdoor design theme together.

③ Harmony

The affinity of colors, textures, surface finishes, product sizes and scale also contribute to that sense of unity and continuity. We've carefully developed a color palette and product design theme perfectly harmonized to bring peace of mind, knowing that all the elements of your outdoor design fit together.


④ Unity

Our pavers, slabs, copings, steps, and walls are truly stand-out solo performers, but are at their best when they are used together in unison.

⑤ Modularity

The sizes and scale of our products were developed for mixing and matching different products within each collection, or with other Oaks products for expanded design options.

The Legacy Collection



Explore a handful of our most established products. The Legacy Collection features natural shades and diverse color palettes. Combine these products to give your project the memorable charm you have been searching for.

In this Collection:

Colonnade
Laredo
Ortana
Gardenia Linear
Modeco One
Proterra™ Split





Design at *play*.

Remember that feeling when you first fell in love with your home? Oh, the possibilities that lay ahead! We want you to relive that feeling, and have fun as you play with color, texture, scale and shapes to create the outdoor oasis of your dreams.

scale, texture & color

When planning your outdoor oasis, consider what styles you're drawn to, how the space will be used, and the overall look and feel you want to achieve. No matter what your goal is, the colors, textures, sizes, shapes, and patterns in our product collections give you the freedom to explore based on your own personal taste. Enjoy, and above all, have fun.

Smooth

An even surface for a continuous effect.



Tumbled

A weathered surface without compromising durability.



One size doesn't always fit all. Sometimes you need to mix the scale of things up to draw attention to a particular feature in your landscape design. Modularity is key: our product sizes and scale were developed for mixing and matching across collections, or within their own.

Embossed

Textures from subtle to dynamic to echo nature itself.



Split

Highly textured for a rough-hewn look.












Color *your* landscape

Grey Tones

Grey tones are considered neutral, often with either warm or cool undertones, and range in all shades from solid black to light grey. Part of a contemporary color palette, grey tones make an easy backdrop for outdoor decor.



	Dover	Light, neutral grey
	Cloudburst	Subtle blend of light grays
	Natural	Medium, neutral grey
	Marble Grey	Variegated blend from light grey to black
	Charcoal	Dark grey
	Greystone	Blend of light grey and medium grey
	Greyfield	Blend of medium grey and dark grey
	Luna	Subtle blend of medium grays
	Twilight	Subtle blend of dark grey and black
	Onyx	Black

Earth Tones


Containing brown, buff, tan and taupe hues, earth tones often have warm undertones. Choose earth tones to create a warm, welcoming environment that compliments colors found in nature.



	Sandstone	Blend of buff and light brown
	Milano	Blend of light grey, cream, and brown
	Cedar Blend	Blend of dark grey and brownish-orange
	Mackinaw	Blend of tan, medium brown, and deep brown
	Sandalwood	Blend of buff, reddish-brown, and dark grey
	Chartan	Blend of medium grey and tan
	Sangria	Blend of red, maroon, and black
	Serengeti	Blend of brownish-copper and black
	Chestnut	Dark Brown

Mixed Tones

A mixture of grey and earth tones, these colors run the full gamut in terms of versatility. Mixed tones can help add depth and texture to your design and are well-complimented by solid-color accents.



	Silversand	Blend of light buff, medium grey, and dark grey
	Desert	Blend of buff and medium grey
	Champagne	Blend of light buff and dark grey with tan accents
	Wicker	Blend of light grey, tan, taupe, and brown
	Moraine	Blend of light cream, brown and dark grey
	Mountain	Blend of medium grey, brown, and dark grey
	Tweed	Blend of light grey, cream, brown and dark grey
	Executive	Blend of light buff and dark grey
	Timberwood	Blend of medium brown and dark grey



consider this!

When choosing colors for your landscape pavers, keep in mind that the lighter the color, the less forgiving with general stains such as oil, rubber tire marks, bird droppings, red wine/food, fallen leaves, etc. **Choose your colors wisely considering the application**, and refer to Considerations & Care Information, pg.100/101.

Although we go to great lengths to ensure that the product and color representations shown in our product guides and on our website are as accurate as possible, there are always variations in printing processes and monitors that will affect the outcome. Color tones of the delivered product can also vary from the representations, between separately manufactured product sizes, or even between runs of the same product, especially with monochromatic (single solid) colors. This is due to slight variations in the raw materials and the manufacturing process itself, and is not a sign of defective product. Always select from an actual product sample.

patterns & designs

With our well-coordinated colors and choice of textures, you can boost your project to a whole new level. Our versatile product packaging and scale gives you the freedom to mix and match beautiful options for a look you can truly call your own.



Top/Wall: Modan, Twilight
Bottom/Slab: Molina, Moraine (body) with Monterey, Onyx 8x16 (border)



Top/Wall: Nueva® 75, Marble Grey
Bottom/Slab: Molina, Cloudburst (body) with Rialto, Onyx 8x16 (border)



Top/Wall: Ortana, Sandalwood
Bottom/Slab: Molina, Moraine & Twilight



Top/Wall: Nueva® 75, Champagne
Bottom/Slab: Nueva® Slab, Marble Grey (body) with Nueva® Slab, Champagne (border)



Top/Wall: Laredo, Chartan
Bottom/Paver: Rialto, Champagne (body/outer border) with Rialto, Onyx 8x16 (inset border)



Top/Wall: Laredo, Onyx
Bottom/Paver: Enviro Midori, Champagne with Rialto, Onyx 8x16 (border)



Top/Wall: Gardenia Linear, Chartan
Bottom/Paver: Market Paver, Serengeti (body) with Market Paver, Onyx (double border)



Top/Wall: Gardenia Linear, Greystone
Bottom/Paver: Ridgefield Smooth, Champagne (body) with Ridgefield Smooth, Onyx 8x12 (border)



Top/Wall: Nueva® 150, Champagne
Bottom/Slab: Nueva® Slab, Champagne (body) with Nueva® Slab, Onyx (soldier)



Top/Wall: Modan, Cloudburst
Bottom/Paver: Ridgefield Smooth, Marble Grey (body & outer border) with Ridgefield Plus, Onyx (inset)



Top/Wall: Modan, Champagne
Bottom/Paver: Ridgefield Plus, Champagne with Ridgefield Smooth, Onyx 8x12 (inset)



Top/Wall: Nueva 150, Marble Grey
Bottom/Paver: Eterna, Luna with Twilight (inset)



Outdoor Living

Take the indoors out with a cozy and welcoming living room, complete with a faux area rug!



Nueva® Slab, Marble Grey



Nueva® Slab, Onyx



Focal Points

Create a focal point through scale, texture and patterns to attract attention and lead the viewer through your space.



Rialto 50mm, Champagne



Laredo, Chartan




Laredo, Onyx (accent)




Defining Spaces


Borders, color blocks and patterns can all help define and separate the function of your outdoor spaces.



Rialto 50mm, Marble Grey




Rialto 50mm, Onyx (8x16)



Unique Designs


Make a bold statement in large-scale and high-contrast.




Nueva® 75 Wall, Champagne with Nueva, Onyx Coping




Rialto 80mm, Champagne with Nueva Paver, Onyx border



Molina 80mm, Cloudburst (accent)





Market Paver, Onyx (accent)



Market Paver, Serengeti (accent)

Borders, Banding & Accents

How you define your space can add visual and textural interest, create a focal point or help create a mood.



- 1 Rialto, Champagne with Onyx border
- 2 Nueva Paver, Marble Grey with Onyx inset border
Nueva 150 Wall, Marble Grey, Fronterra Curb, Greystone
- 3 Rialto 50mm, Marble Grey with Rialto 50mm, Onyx borders
- 4 Rialto 50mm, Champagne with Rialto 50mm, Onyx border
- 5 Laredo, Chartan with Onyx accents
Rialto 50mm, Champagne
- 6 Modan, Cloudburst with Twilight accents
Rialto 50mm, Marble Grey







Made for moments.

In a world filled with online meetings, online shopping, news, games and everything else, the time we all spend away from our screens is more important than it's ever been. Creating your outdoor retreat should be about what's important to you and how you want to spend your downtime: making moments with family and friends.

Ultimate Backyard

Decked out in Oaks Landscape Products – this backyard really does have it all! A perfect space for entertaining and relaxing with family & friends.

PRODUCTS USED:

Slab: Molina 60mm, Moraine
Walls/Pillars/Steps: Ortana, Timberwood
Wall Caps/Step Treads: Ortana, Desert
Kitchen Surround: Ortana, Timberwood
Fire Pit: Ortana, Timberwood

Note: Bottom right patio area is shadowed by the adjacent fence.







Staycation Dreams

Dreaming of the perfect getaway?
Welcome to your own backyard,
the perfect place to relax and get
away from it all.

PRODUCTS USED:

Slab: Rialto 50mm, Champagne
Waterfall: Modan, Champagne with
Oasis, Onyx coping
Pool Coping, Wall Caps & Step Treads:
Oasis, Onyx




Curbside to Poolside

Add a curb appeal to your home with an Oaks interlocking driveway. Carry the same aesthetic through to the backyard using complimentary paver and wall products for a harmonious look.

PRODUCTS USED:

Driveway: Rialto 80mm, Champagne with Rialto 80mm, Onyx (Sealed with gloss sealant)
Patio: Rialto 50mm, Champagne with Rialto 50mm, Onyx borders
Steps/Wall: Ortana, Natural





Cozy up at Home

Enjoying quality time at home means creating cozy spaces for both sun and shade.

PRODUCTS USED:

Slab: Nueva Slab, Marble Grey with Onyx border

Wall: Nueva 150, Marble Grey with Marble Grey coping

Pool Coping: Cassina, Onyx





Sociable Spaces

A great use of space in an unusually-shaped yard! A two-tiered patio, with retaining walls for gardens, a pool with waterfall feature, topped off by a large bar with a cozy fireplace make this space perfect for outdoor entertaining.

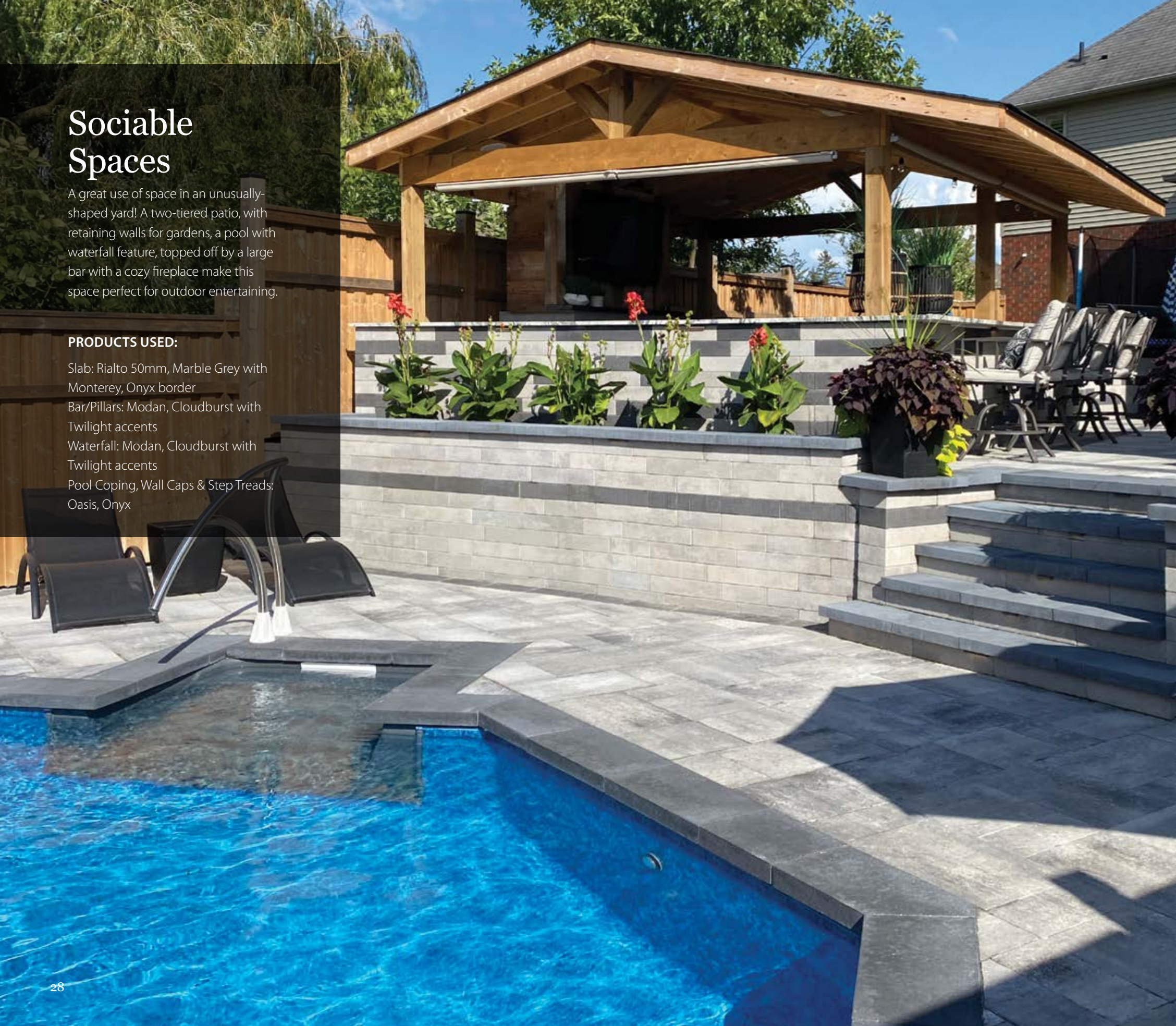
PRODUCTS USED:

Slab: Rialto 50mm, Marble Grey with Monterey, Onyx border

Bar/Pillars: Modan, Cloudburst with Twilight accents

Waterfall: Modan, Cloudburst with Twilight accents

Pool Coping, Wall Caps & Step Treads: Oasis, Onyx





Fabulous Features

Whether your taste calls for water features, bars, outdoor kitchens or fireplaces, our products work together to make your outdoor dreams a reality.



Fireplace/Wall/Pillar: Laredo, Chartan with Onyx accent
Slab: Rialto 50mm, Champagne



Fireplace: Modan, Cloudburst with Twilight accents
Slab: Rialto 50mm, Marble Grey



Slab: Molina® 60mm, Cloudburst & Twilight
Step: Nueva® Step, Cloudburst
Kitchen surround: Modan, Twilight



Water Feature: Modan, Cloudburst with Twilight accent band, and Oasis, Onyx pool coping



BBQ Surround: Modan, Cloudburst with Twilight accents
Slab: Rialto 50mm, Marble Grey with Rialto 50mm, Onyx border



Water Feature: Laredo, Sandalwood with Onyx accent






Pillars: Modan, Cloudburst with Twilight accents
Slab: Rialto 50mm, Marble Grey with Monterey, Onyx border



Slab: Nueva Slab, Marble Grey
Firepit: Nueva 150, Marble Grey



Water Feature: Modan, Champagne with Oasis, Onyx caps
Pool Coping: Oasis, Onyx



A photograph of a swimming pool with a stone patio and landscaping. The pool is in the background, surrounded by a black metal fence and lush green trees. In the foreground, there is a stone patio made of large, rectangular slabs. A small garden bed with dark mulch and green plants is visible in the lower right corner. The overall scene is bright and sunny, suggesting a pleasant outdoor environment.

Slabs


Bringing the best in both form and function through scale, color and texture, our concrete slabs are designed for everywhere you want to step, stroll, or socialize in your outdoor space. Create your own private retreat, or an inviting area for get-togethers with family and friends by choosing from products developed to work hand-in-hand with our paver systems to help carry your design theme from curbside to poolside.

Slab: Rialto 50mm, Marble Grey with Rialto 50mm, Onyx border
Stone Masonry: Contempo, Nickel & Onyx





Slab: Nueva Slab, Champagne with Rialto 50mm, Onyx border
Pillars/Garden Edging: Modan, Cloudburst



Slab: Rialto 50mm, Marble Grey

Rialto [50mm]



Slab: Rialto 50mm, Champagne
Coping: Cassina, Onyx

Rialto 50mm (1.97") thickness, with a subtle texture and a palette of earth tones, creamy whites and marbled greys, and manufactured in three sizes, also has a high solar reflectance to meet LEED requirements. That means it won't be as hot underfoot as some darker shades around your pool. Take your design from poolside to curbside by choosing lighter-weight Rialto 50mm for pool decks, patios and walkways, then use Rialto 80mm (3.15") with the strength needed to support vehicles in driveways and parking area.



CHAMPAGNE



CHESTNUT **NEW!**
(Nueva Slab Shown)



GREYFIELD



MACKINAW



MARBLE GREY



MILANO



ONYX **NEW!**

Chestnut available in 8x16 Rectangle Stone size only. Ideal for soldier coursing or banding.

Onyx available in 8x16 Rectangle Stone size only. Ideal for soldier coursing or banding.



8x16 Stone
Width 200mm (7.87")
Length 400mm (15.75")



16x16 Stone
Width 400mm (15.75")
Length 400mm (15.75")



16x24 Stone
Width 400mm (15.75")
Length 600mm (23.62")

Random Bundle



8x16 Stone
Width 200mm (7.87")
Length 400mm (15.75")
**Individually Packaged
Available in Onyx &
Chestnut only**



16x24 Stone
Width 400mm (15.75")
Length 600mm (23.62")
Individually Packaged

did you know?

The 8x16 Rectangle Stone has a uniquely undulating spacer that flows from the end of one stone to the next? The resulting look brings a continuously flowing design feature to porch soldiers, steps and pool copings!



Undulating Spacer
(Monterey Shown)



Slab: Rialto 50mm, Marble Grey with Rialto 50mm, Onyx border

Nueva® Slab [50mm & 60mm]



Slab: Nueva® Slab, Marble Grey with Onyx inset



CHAMPAGNE



CHESTNUT

Chestnut available in 8x16 Small Rectangle Stone size only. Ideal for soldier coursing or banding.



GREYFIELD



MARBLE GREY



MILANO



ONYX

Onyx available in 8x16 Small Rectangle Stone size only. Ideal for soldier coursing or banding.



design idea!

For a contrast in texture, consider pairing smooth Nueva® Slab with Rialto 50mm or Monterey!



8x16 Small Rectangle
Width 200mm (7.87")
Length 400mm (15.75")
Individually Packaged



8x16 Small Rectangle
Width 200mm (7.87")
Length 400mm (15.75")



16x16 Stone
Width 400 mm (15.75")
Length 400mm (15.75")



16x24 Stone
Width 400mm (15.75")
Length 600mm (23.62")

Random Bundle

Delivering a tile-like appearance with its smooth face, clean finish and subtly-chamfered edges, the original Nueva® in this collection is a 50mm (1.97") slab designed for use on walkways, patios and pool decks. Nueva Slab is also manufactured in a 60mm (2.36") thickness for integration with other Oaks 60mm slabs. Carry the look from poolside to curbside by choosing our 80mm (3.15") Nueva® Pavers, with the strength and durability to support vehicular traffic in driveways and parking areas.



Slab: Nueva® Slab, Champagne with Rialto 50mm, Onyx border
Pillars/Garden Edging: Modan, Cloudburst

Nueva® XL Slab [60mm]




Slab: Nueva® XL Slab, Marble Grey
Coping: Oasis Bullnose, Onyx, Suave

For a truly sleek and modern-looking project, Nueva® XL delivers a tile-like appearance with its smooth face, clean finish and subtly-chamfered edges. As part of the Nueva® collection, this 60mm (2.36") slab was designed with the same alluring features and well coordinated colors to integrate perfectly with all of our Nueva® paver, slab, wall and step systems, to make product choices for your entire landscape project a breeze. Also fully compatible with our other 60mm products such as Molina®, custom design options can give your project an individual flair.



CHAMPAGNE



GREYFIELD



MARBLE GREY



MILANO



ONYX

NOTE: When using Nueva Slab with Nueva XL, please understand that colors and tonal consistency between these products may not be exact matches.



24x36 Slab
Width 600mm (23.62")
Length 900mm (35.43")



design idea!

Nueva® XL Slab's scale and depth is perfect for creating a simple, modern pathway or walkway.



Slab: Nueva® XL Slab, Champagne

LIMITED AVAILABILITY

Monterey is manufactured at our Canadian facilities and currently subject to availability.

Monterey [60mm] **NEW** Thickness!



Rialto Collection

See pg. 88/89 for Dormant Products.



Slab: Monterey, Tweed with Onyx border



MARBLE GREY



ONYX

Onyx available in 8x16 Small Rectangle Stone size only. Ideal for soldier coursing or banding.



TWEED



12x24 Stone
Width 300mm (11.81")
Length 600mm (23.62")



16x16 Stone
Width 400mm (15.75")
Length 400mm (15.75")



24x24 Stone
Width 600mm (23.62")
Length 600mm (23.62")

Combo Bundle



8x16 Small Rectangle Stone
Width 200mm (7.87")
Length 400mm (15.75")
Individually Packaged



16x32 Large Rectangle Stone
Width 400mm (15.75")
Length 800mm (31.50")
Individually Packaged

did you know?

The 8x16 Small Rectangle Stone has a uniquely undulating spacer that flows from the end of one stone to the next? The resulting look brings a continuously flowing design feature to porch soldiers, steps and pool copings!



Undulating Spacer

This distinctively colored 60mm (2.36") architectural slab features a softly-textured surface and uniquely undulating spacers (in the 8x16 size) for use as coping, cap or step. Monterey's clean lines, appealing earth tones and availability in five sizes and three packaging options, make it an ideal choice for creating a relaxed West Coast vibe.

LIMITED AVAILABILITY

Molina 60mm is manufactured at our Canadian facilities and currently subject to availability.

Molina® [60mm]



Eterna Collection

SLABS



Slab: Molina® 60mm, Moraine



CLOUDBURST



LUNA **NEW!**



MORAINE



TWILIGHT



12x12 Stone
Width 300mm (11.81")
Length 300mm (11.81")



12x18 Stone
Width 300mm (11.81")
Length 450mm (17.72")



12x24 Stone
Width 300mm (11.81")
Length 600mm (23.62")

Combo Bundle



6x12 Stone
Width 150mm (5.91")
Length 300mm (11.81")
Individually Packaged



design idea!

Molina pairs well with all of our Nueva® Slabs, pavers, walls and steps, as well as Modan wall and Oasis Coping!

Perfect for patios and pool decks, the smooth surface, clean edges and reduced joint spacing, Molina® Slab is now manufactured with micro-chamfered edges to reduce chipping during installation. With a 6x12" option for banding and accents, this 60mm (2.36") slab is perfect for walkways and patios, while our 80mm (3.15") Molina® Paver helps you perfectly coordinate your outdoor spaces right through to the driveway.





Pavers

As an extension of your home, your outdoor space should compliment your property, enhancing its curb appeal. Inspired by nature, Oaks pavers are available in a myriad of colors, textures, sizes and design options to deliver style, durability and a lifetime of worry-free enjoyment.





Paver: Rialto 80mm, Marble Grey with Mackinaw border
Garden Edge: Laredo, Greystone
Stone Masonry: Artiste 2, Marble Grey



Paver: Rialto 80mm, Mackinaw

Colonnade [60mm]



Legacy Collection



Paver: Colonnade, Silversand



GREYFIELD



SANDALWOOD



SILVERSAND



TIMBERWOOD



ONYX

Onyx available in 6x9 Stone only. Ideal for soldier coursing or banding.



3x6 Stone
Width 75mm (2.95")
Length 150mm (5.91")



6x6 Stone
Width 150mm (5.91")
Length 150mm (5.91")

Combo Bundle



6x9 Stone
Width 150mm (5.91")
Length 225mm (8.86")
Individually Packaged



9x9 Stone
Width 225mm (8.86")
Length 225mm (8.86")
Individually Packaged



9x12 Stone
Width 225mm (8.86")
Length 300mm (11.81")
Individually Packaged

The rich look of hand-crafted granite and classic styling give these pavers an old world charm. At 60mm (2.36") thick, Colonnade is suitable for light vehicle and pedestrian traffic, offering complete design flexibility with two small stones packaged in a Combo Bundle, and three separately-packaged larger sizes.



Paver: Colonnade, Silversand

Ridgefield Plus [70mm]

See pg. 88/89 for Dormant Products.



Paver: Ridgefield Plus, Executive



CHAMPAGNE



EXECUTIVE



ONYX **NEW!**

Onyx available in 8x12 Stone size only. Ideal for soldier coursing or banding.



8x12 Stone
Width 200mm (7.87")
Length 300mm (11.81")



12x12 Stone
Width 300mm (11.81")
Length 300mm (11.81")



12x16 Stone
Width 300mm (11.81")
Length 400mm (15.75")

Large Combo Bundle



8x12 Stone
Width 200mm (7.87")
Length 300mm (11.81")
Individually Packaged
Available in Onyx only

Ridgefield Plus features a dynamically textured surface for a look of elegantly hand-chiselled stone, and is a perfect companion for our Ridgefield Smooth option, At 70mm (2.76") thick, this paver is a versatile choice for driveways, patios and walkways. Three modular sizes offers versatile patterning, packaged in one convenient combo bundle.



Pavers: Ridgefield Plus, Champagne with Ridgefield Smooth, Onyx border and accents
Step: Proterra (split), Greyfield

Ridgefield Smooth [70mm]



Paver: Ridgefield Smooth, Marble Grey with Market Paver, Sangria inset (80mm)

For a beautiful transition between traditional and sleek, modern styling, look no further than Ridgefield Smooth. With a perfectly smooth surface and gently textured edges, this paver looks beautiful on its own or when used in combination with our highly-textured Ridgefield Plus. At 70mm (2.76") thick, this paver is a versatile choice for driveways, patios and walkways. Three modular sizes offers versatile patterning, packaged in one convenient combo bundle.



CHAMPAGNE



CHESTNUT

Chestnut available in 8x12 Small Rectangle Stone size only. Ideal for soldier coursing or banding.



GREYFIELD



MARBLE GREY



MILANO
(Nueva Slab Shown)



ONYX

Onyx available in 8x12 Stone size only. Ideal for soldier coursing or banding.



8x12 Stone
Width 200mm (7.87")
Length 300mm (11.81")



12x12 Stone
Width 300mm (11.81")
Length 300mm (11.81")



12x16 Stone
Width 300mm (11.81")
Length 400mm (15.75")

Large Combo Bundle



8x12 Stone
Width 200mm (7.87")
Length 300mm (11.81")
Individually Packaged Available in Chestnut and Onyx only.



Paver: Ridgefield Smooth, Champagne with Ridgefield Plus 8x12, Onyx inset

Nueva® Paver [80mm]



Paver: Nueva® Paver, Champagne
 Clay Brick: Crawford
 Stone: Vivace, Lakeshore

For a truly sleek and modern-looking project, Nueva® Paver delivers a tile-like appearance with its smooth face, clean finish and subtly-chamfered edges. As part of the Nueva® collection, this 80mm (3.15") paver was designed for use in driveways and parking areas, with the same alluring features and well coordinated colors to integrate perfectly with all of our Nueva® slab, wall and step systems, to make product choices for your entire landscape project a breeze. Also fully compatible with our other 80mm pavers such as our gently-textured Rialto, or smooth Molina®, achieving a custom look for your project is easy.



42

CHAMPAGNE



CHESTNUT **NEW!**

Chestnut available in 8x16 Small Rectangle Stone size only. Ideal for soldier coursing or banding.




GREYFIELD




30

MARBLE GREY



34

MILANO



ONYX

Onyx available in 8x16 Small Rectangle Stone size only. Ideal for soldier coursing or banding.



8x16 Small Rectangle

Width 200mm (7.87")
 Length 400mm (15.75")
Individually Packaged
Available in Onyx & Chestnut only



8x16 Small Rectangle

Width 200mm (7.87")
 Length 400mm (15.75")



16x16 Stone

Width 400mm (15.75")
 Length 400mm (15.75")



16x24 Stone

Width 400mm (15.75")
 Length 600mm (23.62")

Random Bundle

💡

design idea!

For a complimentary and seamless design aesthetic, pair Nueva® Paver with Nueva® 150 or 75 Wall, and Nueva® Steps!



Paver: Nueva® Paver, Onyx with Marble Grey borders and inset
Stone Masonry: Contempo, Dover

Rialto [80mm]



Rialto Collection



Paver: Rialto 80mm, Champagne (Sealed with gloss sealant)

Stunning and durable Rialto 80mm (3.15") has the strength needed to support vehicles in driveways and parking areas. With a subtle texture and a palette of earth tones, creamy whites and marbled greys, and manufactured in three sizes, with a high solar reflectance to meet LEED requirements, Rialto offers complete design versatility. Take your design from curbside to poolside by choosing lighter-weight Rialto 50mm (1.97") thickness for walkways, patios and pool decks.



CHAMPAGNE



CHESTNUT **NEW!**
(Nueva Slab Shown)



GREYFIELD



MACKINAW



MARBLE GREY



MILANO



ONYX

Chestnut available in 8x16 Rectangle Stone size only. Ideal for soldier coursing or banding.

Onyx available in 8x16 Rectangle Stone size only. Ideal for soldier coursing or banding.



8x16 Stone
Width 200mm (7.87")
Length 400mm (15.75")
Individually Packaged
Available in Onyx & Chestnut only



16x24 Stone
Width 400mm (15.75")
Length 600mm (23.62")
Individually Packaged



8x16 Stone
Width 200mm (7.87")
Length 400mm (15.75")



16x16 Stone
Width 400mm (15.75")
Length 400mm (15.75")



16x24 Stone
Width 400mm (15.75")
Length 600mm (23.62")

Random Bundle



design idea!

For a complete outdoor transformation, use Rialto 80mm for vehicular traffic areas like driveways, and lighter weight Rialto 50mm for pools and patios!



Paver: Rialto 80mm, Champagne
Clay Brick: Crossroads Series, Graystone

Market Paver [80mm]



Eterna Collection

See pg. 88/89 for Dormant Products.



Paver: Market Paver, Sangria & Serengeti (blended on site)



ONYX



SANGRIA



SERENGETI



4x8
Width 100mm (3.94")
Length 200mm (7.87")



design idea!

Combine Market Paver with Rialto 80mm for contrasting textures, or as an accent to Nueva® or Molina® 80mm pavers!

A modern take on heritage, this traditionally-styled 4x8 paver delivers a sophisticated appearance and enduring quality stylishly re-engineered for modern design. The richly-blended tones will endure the elements and significant wear-and-tear as we have incorporated both ColorBold™ and EliteFinish™ technologies into their manufacturing process. At 80mm (3.15") thick, Market Paver is suitable for both vehicular and pedestrian traffic.

Custom Order Only. Contact your Oaks Dealer or Sales Representative for quantities and lead times.

LIMITED AVAILABILITY


Molina 80mm is manufactured at our Canadian facilities and currently subject to availability.

Molina® [80mm]



Eterna Collection

PAVERS



CLOUDBURST



LUNA **NEW!**



MORAINE



TWILIGHT



12x12 Stone
Width 300mm (11.81")
Length 300 mm (11.81")



12x18 Stone
Width 300mm (11.81")
Length 450mm (17.72")



12x24 Stone
Width 300mm (11.81")
Length 600mm (23.62")

Combo Bundle



6x12 Stone
Width 150mm (5.91")
Length 300mm (11.81")
Individually Packaged



12x24 Stone
Width 300mm (11.81")
Length 600mm (23.62")
Individually Packaged



design idea!

Molina® pairs well with Modan,
Nueva® 150 Wall & Nueva® Step

Paver: Molina, Cloudburst with Twilight inset
Stone Masonry: Granada, Polar White

With its large format, smooth surface, clean edges and reduced joint spacing, Molina® Paver is ideal for creating inviting spaces, and meets wheelchair access specifications. At 80mm (3.15") thick and now manufactured with micro-chamfered edges to reduce chipping during installation, this paver is best suited for light traffic in areas such as driveways or parking areas. The 6x12 Stone and 12x24 Stone units are packaged separately to help you design beautiful patterns and accents to define your space.

Eterna [100mm]

See pg. 88/89 for Dormant Products.



Paver: Eterna, Cloudburst & Twilight



CLOUDBURST **NEW!**



LUNA **NEW!**



TWILIGHT **NEW!**

NOTE: When ordering Eterna, try to secure product from a single batch lot to reduce the risk of variability. Color and tonal consistency between different sizes and batch lots cannot be guaranteed. For more information, see page 100/101.



100x300 Stone
Width 100mm (3.94")
Length 300mm (11.81")
Individually Packaged



100x400 Stone
Width 100mm (3.94")
Length 400mm (15.75")
Individually Packaged



200x600 Stone
Width 200mm (7.87")
Length 600mm (23.62")
Individually Packaged



400x600 Stone
Width 400mm (15.75")
Length 600mm (23.62")
Individually Packaged

The most modern and advanced 100mm (3.94") paving system from Oaks. Eterna features our EliteFinish™ technology to deliver aesthetics, performance and durability in a sleek interlocking paving system that meets the demands of urban conditions. Available in modular sizes and individual packaging, Eterna offers a broad palette of core and special order colors, and unlimited patterning options.

Custom Order Only. Contact your Oaks Dealer or Sales Representative for quantities and lead times.



Paver: Eterna, Luna & Cloudburst
Stone Masonry: Contempo, Dover
Clay Brick: Royal Grey (PRP)



Curb: Laredo, Greyfield
Paver: Rialto 80mm, Marble Grey
Step Treads: Oasis Coping, Onyx
Masonry Stone: Artiste 2, Marble Grey



Copings, Curbs & Steps

Sometimes, it's the details that make all the difference in a beautiful landscape design, and delineating functional areas within your outdoor living space can be done expertly with perfectly coordinated products. Coping stones perform many important functions in landscape design, ranging from pool deck edging to wall caps or step treads; while specifically designed curb and step products provide one-of-a-kind accents and stability.

LIMITED AVAILABILITY

Oasis Bullnose is manufactured at our Canadian facilities and currently subject to availability.

Oasis & Oasis Bullnose [60mm]



Nueva® Collection

See pg. 88/89 for Dormant Products.



Step Treads: Oasis Coping, Onyx
Slab: Rialto 50mm, Champagne
Water Feature: Modan, Champagne with Oasis, Onyx caps



ONYX



ONYX, SUAVE

Suave finish only
available on Bullnose
Coping Stones.



Coping Stone
Width 610mm (24")
Length 360mm (14.125")
Individually Packaged



Bullnose Coping Stone
Width 610mm (24")
Length 360mm (14.125")
Individually Packaged



design idea!

Oasis Coping makes a perfect accent band or border for patios and pool decks alongside our 60mm slabs like Molina, Nueva or Nueva XL!

LIMITED AVAILABILITY

Cassina is manufactured at our Canadian facilities and currently subject to availability.

Cassina [70mm]



Nueva® Collection

See pg. 88/89 for Dormant Products.



Coping: Cassina, Onyx
Slab: Nueva Slab, Marble Grey



ONYX



Cassina Coping Stone

Width 203mm (8")
Length 305mm (12")



design idea!

Cassina's narrow width makes it an ideal choice for round or curved applications like firepits and curvy-shaped pools!



LIMITED AVAILABILITY

Fronterra is manufactured at our Canadian facilities and currently subject to availability.

Fronterra Curb


Rialto Collection




Curb: Fronterra, Greystone
Paver: Nueva® Paver, Marble Grey with Onyx inset
Wall: Nueva® 150, Marble Grey



CHARTAN



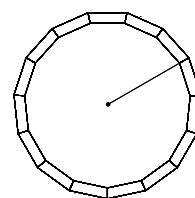
GREYSTONE



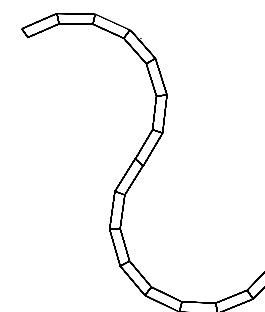
ONYX



Outside Width 372mm (14.6")
Inside Width 330mm (13")
Height 150mm (5.9")
Depth 100mm (3.9")



Circle
15 pieces make a 1.8m (71")
outside diameter circle.



Serpentine
To achieve larger radius
applications, gap the inside
(backside) of the curb unit
accordingly.

With a naturally-textured profile and complimentary color palette, Fronterra offers an ideal accent for Oaks pavers and walls. Its unique wedge shape adapts to straight and curved applications to enhance any landscape design.

LIMITED AVAILABILITY

Nueva Step is manufactured at our Canadian facilities and currently subject to availability.

Nueva® Step

Nueva® Collection



Steps: Nueva® Step, Onyx
Slab: Molina® 60mm, Moraine



CHAMPAGNE



CLOUDBURST



MARBLE GREY



ONYX



1200mm Step Unit
Width 1200mm (47.24")
Height 150mm (5.91")
Depth 400mm (15.75")

Smooth on all faces
and ends.



design idea!

For a completely unified look, choose Nueva® Step as the perfect companion for other Oaks Nueva® products!

Nueva® Step is the next generation of sleek design in a low-profile, modular step system. Designed for elegant transitions between elevations, Nueva® Step is a perfect companion for modern landscape design. Nueva® Step is modular and compliant with accessibility requirements.





Walls


Our wall products are far more than concrete blocks. From pillars, steps and seat walls to barbecues, fireplaces and outdoor kitchens - the beauty, functionality, versatility and durability of our high-quality wall products deliver an architectural edge to a wide variety of landscape projects.

Wall: Proterra, Natural (Split)





Wall & Coping: Nueva 150, Marble Grey
Slab: Nueva Slab, Marble Grey



Wall: Ortana, Greyfield

Nueva® 150 Wall

Nueva® Collection



Wall & Coping: Nueva® 150 Wall, Marble Grey



CHAMPAGNE



MARBLE GREY



ONYX

Onyx available in Coping only.



16" Unit
Width 400mm (15.75")
Height 150mm (5.91")
Depth 300mm (11.81")



20" Unit
Width 500mm (19.69")
Height 150mm (5.91")
Depth 300mm (11.81")



20" Corner/End Unit
Width 500mm (19.69")
Height 150mm (5.91")
Depth 300mm (11.81")



24" Unit
Width 600mm (23.62")
Height 150mm (5.91")
Depth 300mm (11.81")

Combo Bundle



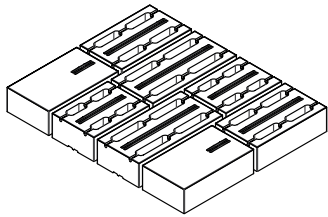
Wedge Unit
Width 330 mm (12.99")
Height 150 mm (5.91")
Depth 300 mm (11.81")
Individually Packaged



Coping
Width 600mm (23.62")
Height 75mm (2.95")
Depth 340mm (13.38")
Packaged with End Coping Units.



End Coping
Width 600mm (23.62")
Height 75mm (2.95")
Depth 340mm (13.38")
Packaged with Coping Units.



Combo Bundle Layout by Layer



design idea!

Nueva® 150 Wall pairs well with Nueva® Slab, Rialto, Molina & Nueva® Step.

Today's outdoor design trends call for clean lines, contemporary style and a well-coordinated color palette. Nueva® 150 Wall was designed with the versatility and strength required to help homeowners and design professionals increase usable space by managing troublesome grade changes, with a sleek profile and double-sided smooth face. With Oaks patented M-Lock technology and hollow cores, Nueva® 150 Wall allows for the use of stabilized backfill for the ultimate stability in the most challenging and true vertical applications.



Wall & Coping: Nueva® 150 Wall, Marble Grey
Slab: Nueva® Slab, Marble Grey with Onyx border

Nueva® 75 Wall

Nueva® Collection




Wall: Nueva® 75, Champagne
Coping: Oasis Bullnose, Onyx, Suave
Curb: Fronterra, Onyx



CHAMPAGNE



MARBLE GREY



ONYX

Available in Combo Bundle and Coping.



16" Unit
Width 400mm (15.75")
Height 75mm (2.95")
Depth 300mm (11.81")



20" Unit
Width 500mm (19.69")
Height 75mm (2.95")
Depth 300mm (11.81")



20" Corner/End Unit
Width 500mm (19.69")
Height 75mm (2.95")
Depth 300mm (11.81")



24" Unit
Width 600mm (23.62")
Height 75mm (2.95")
Depth 300mm (11.81")

Combo Bundle



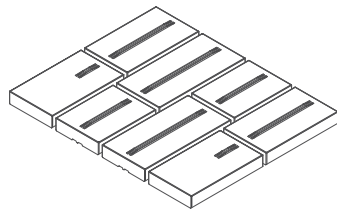
Wedge Unit
Width 330 mm (12.99")
Height 150 mm (5.91")
Depth 300 mm (11.81")
Individually Packaged



Coping
Width 600mm (23.62")
Height 75mm (2.95")
Depth 340mm (13.38")
Packaged with End Coping Units.



End Coping
Width 600mm (23.62")
Height 75mm (2.95")
Depth 340mm (13.38")
Packaged with Coping Units.




Combo Bundle Layout by Layer



design idea!

Nueva® 75 Wall pairs well with Nueva® Slab, Rialto, Molina & Nueva® Step.

If you're looking for a smooth, linear, ashlar wall block, our Nueva® 75 Wall system may be just what you need. Accent banding and beautiful coordination with the other same, rich colors as Nueva® 150 is possible with Nueva® 75's Onyx color. Packaging this product in three lengths as a single SKU helps to keep both the ordering process and jobsite management more efficient.



Wall: Nueva® 75, Champagne with Oasis, Coping

Pavers: Main body - Rialto 80mm, Champagne;
Insets - Market Paver, Serengeti border, Molina, Cloudburst 12x24

Laredo

Legacy Collection



Wall, Pillars & Fireplace: Laredo, Chartan and Onyx
Slab: Rialto 50mm, Champagne



CHAMPAGNE



CHARTAN



GREYSTONE



ONYX



SANDALWOOD



Standard Unit
Width 291mm (11.44")
Height 97mm (3.82")
Depth 194mm (7.63")



Tapered Unit
Outside Width 200mm (7.88")
Inside Width 154mm (6.06")
Height 97mm (3.82")
Depth 194mm (7.63")

Conjuring a feeling of days gone by, Laredo is a two block system which makes the construction of spectacular garden walls, pillars and driveway edging convenient and hassle-free. Laredo allows installation in either linear or random patterns for walls or sweeping curved walls. Concrete adhesive provides the ultimate in stability when used in conjunction with this product. Unequaled elegance brings Laredo to the fore.



Wall Feature: Laredo, Sandalwood & Onyx



Wall: Ortana, Timberwood with Desert cap
Steps/Step Tread: Ortana, Desert
Slab: Molina 60mm, Moraine with Twilight border

Defined by its rugged elegance, this product is available in a broad array of interesting color blends and textures. Ortana adds a charming quality to single and double-sided walls, driveway borders, steps and embankments. Its exclusive split-tongue design and hand notches allow for vertical or set-back installations, saving time and costs. Use 90° corner units to easily create matching pillars.



DESERT



GREYFIELD



MOUNTAIN



ONYX



SANDALWOOD



TIMBERWOOD



Standard Unit
Width 200mm (7.87")
Height 150mm (5.91")
Depth 300mm (11.81")
Individually Packaged



Tapered Unit
Front Width 200mm (7.87")
Back Width 150mm (5.91")
Height 150mm (5.91")
Depth 300mm (11.81")
Individually Packaged



90° Corner Unit
Width 300mm (11.81")
Height 150mm (5.91")
Depth 200mm (7.87")
Individually Packaged



1' Split-Face Coping Unit
Width 305mm (12")
Height 75mm (2.95")
Depth 300mm (11.81")
Individually Packaged



2' Split-Face Coping Unit
Width 610mm (24.02")
Height 75mm (2.95")
Depth 300mm (11.81")
Individually Packaged

Note: For right and left corner info, consult the Ortana product sheet available on our website.



design idea!

Consider capping your walls in Onyx for a dramatic contrast!



Wall/Pillar: Ortana, Timberwood
Wall Caps: Ortana, Desert
Slab: Molina 60mm, Moraine with Twilight border

Gardenia Linear

Legacy Collection



Wall: Gardenia Linear, Greystone
Paver: Market Paver, Sangria & Serengeti



CHARTAN



GREYSTONE



SANDSTONE



Linear Unit
Width 600mm (23.62")
Height 150mm (5.91")
Depth 200mm (7.87")
Individually Packaged



90° Corner Unit
Width 300mm (11.81")
Height 150mm (5.91")
Depth 200mm (7.87")
Individually Packaged

Note: For right and left corner info., consult the Gardenia product sheet available on our website.



did you know?

Oaks Gardenia Linear can also be used as a curb or border to help outline and define your landscape features.



Modeco One

Legacy Collection



Wall: Modeco One, Chartan



CHARTAN



GREYSTONE



SANDSTONE



ONYX

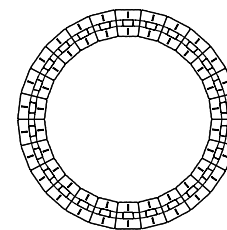


Standard Unit

Outside Width 184mm (7.25")
Inside Width 140mm (5.50")
Height 89mm (3.50")
Depth 184mm (7.25")

Individually Packaged

*Concrete adhesive is required
between rows for optimum stability.



Tree Ring

26 pieces make a 1.5m (60")
outside diameter circle.

Modern convenience and vintage style come together with rough-hewn, appealing and lightweight Modeco One blocks, pre-split on both sides for simple installations of garden walls, tree surrounds and edging.

LIMITED AVAILABILITY

Modan is manufactured at our Canadian facilities and currently subject to availability.

Modan

Nueva® Collection



Wall: Modan, Champagne with Oasis, Onyx caps


With a striking smooth surface, faintly beveled edges and a palette of subtly-blended colors, the sleek Modan wall system is the perfect choice for contemporary outdoor designs. The four linear-proportioned wall blocks are packaged together as a combo bundle, while the Linear Unit is also packaged separately making it ideal to use as accent banding, pillars, or as an independent system.



CHAMPAGNE



CLOUDBURST



MARBLE GREY



TWILIGHT



Linear Unit
Width 440mm (17.32")
Height 110mm (4.33")
Depth 220mm (8.66")
Individually Packaged

*Concrete adhesive is required
between rows for optimum stability.

MODAN COMBO BUNDLE - CUSTOM ORDER ONLY*



660 Unit
Width 660mm (25.98")
Height 110mm (4.33")
Depth 220mm (8.66")



550 Unit
Width 550mm (21.65")
Height 110mm (4.33")
Depth 220mm (8.66")



440 Unit
Width 440mm (17.32")
Height 110mm (4.33")
Depth 220mm (8.66")



330 Unit
Width 330mm (12.99")
Height 110mm (4.33")
Depth 220mm (8.66")

Combo Bundle



design idea!

The smooth, linear look of Modan wall compliments our Nueva® Slabs and Pavers perfectly!



Walls: Modan, Marble Grey with Twilight accents
Wall Cap & Step Treads: Oasis, Onyx
Slab: Rialto 50mm, Marble Grey with Onyx border


LIMITED AVAILABILITY

Proterra is manufactured at our Canadian facilities and currently subject to availability.

Proterra™

Nueva® Collection

See pg. 88/89 for Dormant Products.



Wall: Proterra™, Greyfield (split & smooth)

Available as two complete texture offerings: smooth and split!

For projects that demand a complete retaining wall system, Oaks Proterra™ wall featuring M-Lock technology delivers a stable structure, even in true vertical installations. This engineered wall incorporates reversible split/smooth texture surfaces (with false joints on the smooth surfaces) to allow for added patterning and multiple design options. Built-in cutting guides for ½ blocks and 45° corners are included. The coping-step unit is stocked in colors as an attractive, stand-alone system.




GREYFIELD, SMOOTH



NATURAL, SMOOTH

PROTERRA SMOOTH - CUSTOM ORDER ONLY

Legacy Collection



GREYFIELD, SPLIT



NATURAL, SPLIT



TIMBERWOOD, SPLIT



design idea!

Create an inset staircase using Proterra Wall & Coping-Step Units!

See diagram on next page.

Proterra™ sizes

See pg. 88/89 for Dormant Products.

SMOOTH SIZES

PROTERRA SMOOTH - CUSTOM ORDER ONLY



Standard Unit
Width 1000mm (39.37")
Height 185mm (7.28")
Depth 375mm (14.76")
Smooth on both faces
Individually Packaged



Double Unit
Width 1000mm (39.37")
Height 185mm (7.28")
Depth 750mm (29.52")
Split on one face,
smooth on one face
**Packaged with similar
Standard Unit**



Triple Unit
Width 1000mm (39.37")
Height 185mm (7.28")
Depth 1125mm (44.29")
Smooth on both faces
Individually Packaged



Coping Corner/End Unit
Width 1000mm (39.37")
Height 185mm (7.28")
Depth 430mm (16.92")
Smooth on both faces
and closed end
Individually Packaged



Standard Corner Unit
Width 1000mm (39.37")
Height 185mm (7.28")
Depth 375mm (14.76")
Smooth on both faces
and closed end
Individually Packaged



Coping-Step Unit
Width 1000mm (39.37")
Height 185mm (7.28")
Depth 430mm (16.92")
Smooth on both faces
Individually Packaged

SPLIT SIZES



Standard Unit
Width 1000mm (39.37")
Height 185mm (7.28")
Depth 375mm (14.76")
Two units split on one face,
smooth on one face
One unit split on both faces
Individually Packaged



Double Unit
Width 1000mm (39.37")
Height 185mm (7.28")
Depth 750mm (29.52")
Split on one face,
smooth on one face
**Packaged with similar
Standard Unit**



Coping Corner/End Unit
Width 875mm (34.44")
Height 185mm (7.28")
Depth 430mm (16.92")
Split on front face and
closed end
Individually Packaged

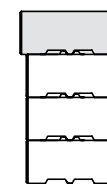


Standard Corner Unit
Width 875mm (34.44")
Height 185mm (7.28")
Depth 375mm (14.76")
Split on front face and
closed end
Individually Packaged



Coping-Step Unit
Width 1000mm (39.37")
Height 185mm (7.28")
Depth 430mm (16.92")
Split on one face, smooth
on one face
Individually Packaged

Proterra™ Coping



Smooth
Coping and Wall
(Coping centers over wall)



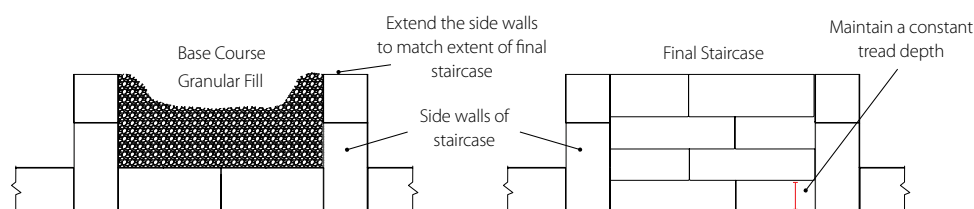
Split
Coping and Wall
(Coping overhangs one side)

Note 1: Colored wall units also available as custom order. Minimum quantities apply.

Note 2: For right and left corner info., consult the Proterra product sheet available on our website.

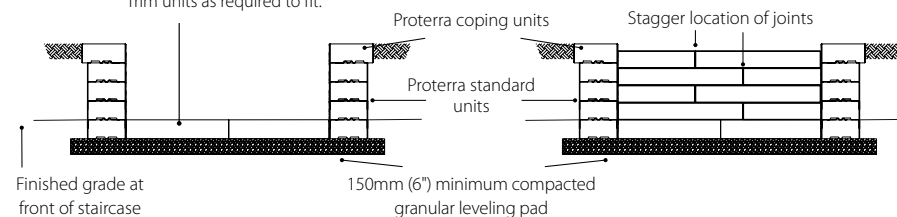
Inset staircase using Proterra™ wall & coping-step units

Plan View



Elevation View

Use Proterra coping units or coping-step units to bring the bottom of the staircase up to finished grade. Trim units as required to fit.



Dormant Products

Long before we print our product guides for each fresh, new landscaping season, we gaze intently into our crystal ball and try to envision what the coming year will bring. Of course, much of that is built on our past successes with you, and as we all know, the last several months have been very challenging times for all of us. Covid-19 has affected our lives both personally and professionally with necessary safety restrictions to follow.

This year, we have implemented a Dormant Products strategy in order to meet the needs of our customers for the most in-demand products and colours. Within the main products section of this product guide, we've displayed our active colours that will be available on a regular basis throughout the season. **Here within our Dormant Products section, you will find a full listing of products and colours that are temporarily gone, but certainly not forgotten.**

In fact, under certain circumstances we can still make these products as a special order, so please contact your local Oaks Sales Representative for full details.

We are hopeful that stability returns to our industry, supply chain, and life in general soon. When it does, we will re-evaluate demand for these products and look at bringing them back into regular rotation.

Monterey [60mm]



MARBLE GREY

Currently unavailable in the following sizes:

8x16 Small Rectangle



TWEED

Currently unavailable in the following sizes:

8x16 Small Rectangle



WICKER

Currently unavailable in the following sizes:

8x16 Small Rectangle,
Random Bundle,
16x32 Large Rectangle

Nueva Paver [80mm]



8x16 Small Rectangle
Width 200mm (7.87")
Length 400mm (15.75")
Individually Packaged

Currently unavailable in Champagne & Marble Grey

Nueva Slab [60mm]



8x16 Small Rectangle
Width 200mm (7.87")
Length 400mm (15.75")
Individually Packaged

Currently unavailable in Champagne, Cloudburst, Greyfield, Marble Grey, Milano

Enviro Midori [80mm]



CHAMPAGNE

Currently unavailable in all colors & sizes.



MARBLE GREY

Currently unavailable in all colors & sizes.



MILANO

Currently unavailable in all colors & sizes.

Ridgefield Plus [70mm]



CEDAR BLEND

Currently unavailable in the following sizes:

Large Combo Bundle

Market Paver [80mm]



ONYX
Currently unavailable in the following size:
4x8

SANGRIA
Currently unavailable in the following size:
4x8

SERENGETI
Currently unavailable in the following size:
4x8

Eterna [100mm]



CLOUDBURST
Currently unavailable in all sizes.

LUNA
Currently unavailable in all sizes.

TWILIGHT
Currently unavailable in all sizes.

Aria Step



MILANO
Currently unavailable.

CHAMPAGNE
Currently unavailable.

GREYFIELD
Currently unavailable.


Oasis & Oasis Bullnose



DOVER
Currently unavailable.

DOVER, SUAVE
Currently unavailable.

Cassina



DOVER
Currently unavailable.

Modan



CHAMPAGNE
Currently unavailable in the following sizes:
Combo Bundle


CLOUDBURST
Currently unavailable in the following sizes:
Combo Bundle

MARBLE GREY
Currently unavailable in the following sizes:
Combo Bundle



TWILIGHT
Currently unavailable in the following sizes:
Combo Bundle

Proterra Smooth



GREYFIELD, SMOOTH
Currently unavailable in all sizes.

NATURAL, SMOOTH
Currently unavailable in all sizes.



A close-up, slightly blurred photograph of a person's hands working on a wooden table. The person is wearing a patterned shirt. On the table, there are several sheets of paper, some with diagrams or drawings, and a small, colorful, multi-layered object (possibly a fruit or a craft project) in the foreground. The background is a solid light gray.

Planning *your* project.

Your outdoor space is your canvas. With an impressive variety of colors, textures, shapes and patterns designed to work together in a myriad of design combinations, Oaks landscape products give you all the tools you need to inspire your project and start planning something spectacular. The creative process can be daunting. We can help!

Product Matrix

Slabs				Recommended Use										Technology Features		
SLABS	Product	Collection	Thickness	Rooftop Terrace	Pool Deck	Patio	Walkway	Driveway	Parking Lots	Residential Roads	Main Streets	Emergency Routes	Industrial Areas	Permeable	EliteFinish	ColorBold
Rialto 50mm	8x16 Stone	Rialto	50mm	•	•	•	•									
	16x24 Stone	Rialto	50mm	•	•	•	•									
	Random Bundle	Rialto	50mm	•	•	•	•									
Nueva® Slab 50mm	8x16 Small Rectangle	Nueva	50mm	•	•	•	•									
	Random Bundle	Nueva	50mm	•	•	•	•									
Nueva® Slab 60mm	8x16 Small Rectangle	Nueva	60mm		•	•	•									
	Random Bundle	Nueva	60mm		•	•	•									
Nueva® XL Slab	24x36 Slab	Nueva	60mm		•	•	•									
Monterey	8x16 Small Rectangle	Rialto	60mm		•	•	•									
	Combo Bundle	Rialto	60mm		•	•	•									
	16x32 Large Rectangle	Rialto	60mm		•	•	•									
Molina® 60mm	6x12 Stone	Eterna	60mm		•	•	•								•	•
	Combo Bundle	Eterna	60mm		•	•	•								•	•

Pavers				Recommended Use										Technology Features		
PAVERS	Product	Collection	Thickness	Rooftop Terrace	Pool Deck	Patio	Walkway	Driveway	Parking Lots	Residential Roads	Main Streets	Emergency Routes	Industrial Areas	Permeable	EliteFinish	ColorBold
Colonnade	Combo Bundle	Legacy	60mm		•	•	•	•								
	6x9 Stone	Legacy	60mm		•	•	•	•								
	9x9 Stone	Legacy	60mm		•	•	•	•								
	9x12 Stone	Legacy	60mm		•	•	•	•								
Ridgefield Plus	8x12 Stone	Rialto	70mm		•	•	•	•								
	Large Combo	Rialto	70mm		•	•	•	•								
Ridgefield Smooth	8x12 Stone	Nueva	70mm		•	•	•	•								
	Large Combo	Nueva	70mm		•	•	•	•								
Nueva® Paver	8x16 Small Rectangle	Nueva	80mm			•	•	•								
	Random Bundle	Nueva	80mm			•	•	•								
Rialto 80mm	8x16 Stone	Rialto	80mm			•	•	•								
	16x24 Rectangle	Rialto	80mm			•	•	•								
	Random Bundle	Rialto	80mm			•	•	•								
Market Paver	4x8	Eterna	80mm			•	•	•	•	•	•	•	•		•	•
Enviro Midori	Random Bundle	Nueva	80mm			•	•	•				•		•		
Molina® 80mm	6x12 Stone	Eterna	80mm			•	•	•	•			•			•	•
	Combo Bundle	Eterna	80mm			•	•	•							•	•
	12x24 Stone	Eterna	80mm			•	•	•							•	•
Eterna	100x300 Stone	Eterna	100mm					•	•	•	•	•	•		•	
	100x400 Stone	Eterna	100mm					•	•			•			•	
	200x600 Stone	Eterna	100mm					•	•			•			•	
	400x600 Stone	Eterna	100mm					•	•			•			•	

Product Matrix


Walls			Recommended For		Functional Features			Wall Type/Alignment & Installation								Additional Uses			
Walls	Product	Collection	Garden Wall	Retaining Wall	Double-sided	Built-in Interlock	Cored	Straight Wall	Curved Wall	Free-standing	Single-Depth Gravity	Multi-Depth Gravity	Stabilized Backfill	Geogrid Reinforced	Machine Install	Curb	Pillar	Tree Ring	Feature*
Nueva® 150	Combo Bundle	Nueva		•	•	•	•	•		•	•		•	•					•
	Wedge Unit	Nueva		•	•	•			•	•	•		•	•					•
Nueva® 75	Combo Bundle	Nueva	•		•	•		•		•	•								•
	Wedge Unit	Nueva		•	•	•			•	•	•		•	•					•
Laredo	Standard Unit	Legacy	•		•			•		•	•					•	•		•
	Tapered Unit	Legacy	•		•				•		•								
Ortana	Standard Unit	Legacy	•	•	•	•		•		•	•		•	•		(Corner Unit)			•
	Tapered Unit	Legacy	•	•		•			•		•		•	•					•
Gardenia Linear	Linear Unit	Legacy	•			•		•			•					•			
Modeco One	Standard Unit	Legacy	•		•			•	•	•	•							•	
Modan	Combo Bundle	Nueva	•					•			•					•			•
	Linear Unit	Nueva	•					•			•					•	•		•
Proterra™ Smooth	Standard Unit	Nueva		•	•	•		•		•	•	•	•	•	•				
	Double Unit	Nueva		•		•		•		•	•	•	•	•	•				
	Triple Unit	Nueva		•		•		•		•	•	•	•	•	•				
Proterra™ Split	Standard Unit	Legacy		•		•		•		•	•	•	•	•	•				
	Double Unit	Legacy		•		•		•		•	•	•	•	•	•				

*Feature = Fire pit/fire table, water feature, outdoor kitchen


Laying Patterns

Additional patterns and PAT files for AUTOCad users are available in the RESOURCES library of our new website. See page 100/101/107.

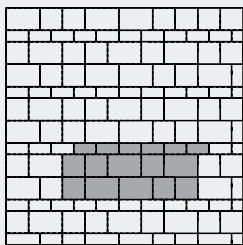
Rialto [50 & 80mm]



Pattern A - L-shape
20% (8x16)
40% (16x16)
40% (16x24)



Pattern B - L-shape
20% (8x16)
40% (16x16)
40% (16x24)




Pattern C - Running Bond
20% (8x16)
40% (16x16)
40% (16x24)


INSTALLATION NOTES

- 50mm & 60mm Slab products are recommended for use in pedestrian applications only (e.g. patios, walkways, pool sides) and are not suitable for any vehicular traffic. Improper use is not covered by warranty. The use of a paver roller compactor is recommended to avoid damage. If using a vibrating plate compactor, a protective pad (e.g. Urethane) must be used between the pavers and compactor. Damage to the pavers caused by improper compaction is not covered by warranty.
- The pavement surface should be clean before using a compactor.

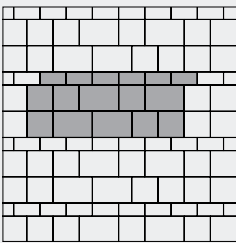
Nueva® Slab & Paver [50, 60 & 80mm]




Pattern A - L-Shape
20% (8x16)
40% (16x16)
40% (16x24)




Pattern B - L-Shape
20% (8x16)
40% (16x16)
40% (16x24)



Pattern C - Running Bond
20% (8x16)
40% (16x16)
40% (16x24)




Pattern D - Running Bond
100% (8x16)




Pattern E - Herringbone
100% (8x16)


Nueva® XL Slab [60mm]




Pattern A - Stack Bond
100% (24x36)




Pattern B - Half Running Bond
100% (24x36)



Pattern C - Third Running Bond
100% (24x36)



Pattern D - Herringbone
100% (24x36)

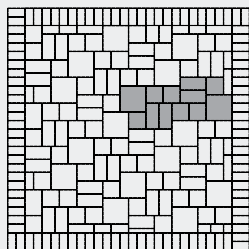


Pattern F - Staggered Running Bond
100% (24x36)


Laying Patterns

Additional patterns and PAT files for AUTOCad users are available in the RESOURCES library of our new website. See page 100/101/107.

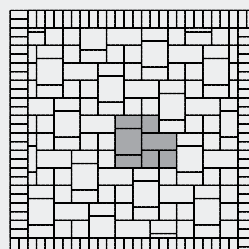
Monterey [60mm]



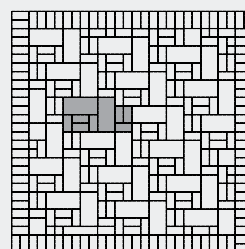
Pattern A
40% (16x16)
30% (12x24)
30% (24x24)



Pattern G
32% (16x16)
24% (12x24)
24% (24x24)
21% (8x16)




Pattern H
32% (16x16)
24% (12x24)
24% (24x24)
21% (16x32)




Pattern I
47% (8x16)
53% (16x32)

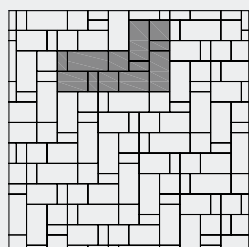
Molina [60 & 80mm]



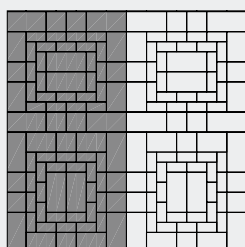
Pattern A - Running Bond
25% (12x12)
25% (12x18)
50% (12x24)



Pattern B - L-shape
25% (12x12)
25% (12x18)
50% (12x24)



Pattern C - L-shape
14.4% (6x12)
21.4% (12x12)
21.4% (12x18)
42.8% (12x24)




Pattern D - Patchwork
33.2% (6x12)
16.7% (12x12)
16.7% (12x18)
33.4% (12x24)

INSTALLATION NOTES

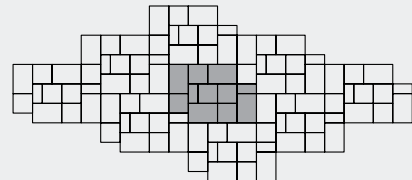
• 50mm & 60mm Slab products are recommended for use in pedestrian applications only (e.g. patios, walkways, pool sides) and are not suitable for any vehicular traffic. Improper use is not covered by warranty. The use of a paver roller compactor is recommended to avoid damage. If using a vibrating plate compactor, a protective pad (e.g. Urethane) must be used between the pavers and compactor. Damage to the pavers caused by improper compaction is not covered by warranty.

• The pavement surface should be clean before using a compactor.

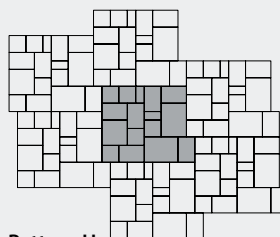
Colonnade [60mm]



Pattern C
27% (6x9)
20% (9x9)
53% (9x12)



Pattern G
8% (3x6)
42% (6x6)
50% (6x9)

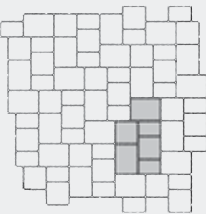


Pattern H
4% (3x6)
21% (6x6)
39% (6x9)
10% (9x9)
26% (9x12)


Laying Patterns

Additional patterns and PAT files for AUTOCad users are available in the RESOURCES library of our new website. See page 100/101/107.


Ridgefield Plus & Ridgefield Smooth [70mm]




Pattern B - Cluster
22% (8x12)
33% (12x12)
45% (12x16)



Pattern E - Cluster
22% (8x12)
33% (12x12)
45% (12x16)




Pattern G - Running Bond
22% (8x12)
33% (12x12)
45% (12x16)




Pattern I - Pseudo Herringbone
22% (8x12)
33% (12x12)
45% (12x16)


Market Paver [80mm]



Pattern A - Herringbone
100% (4x8)



Pattern B - Running Bond
100% (4x8)




Pattern C - Parquet
100% (4x8)


INSTALLATION NOTES

- 50mm & 60mm Slab products are recommended for use in pedestrian applications only (e.g. patios, walkways, pool sides) and not suitable for any vehicular traffic. Improper use is not covered by warranty. The use of a paver roller compactor is recommended to avoid damage. When using a vibrating plate tamper on pavers 60mm or thicker, a protective pad (e.g. Urethane) must be used between the pavers and compactor. Damage to the pavers caused by improper compaction is not covered by warranty.
- The pavement surface should be clean before using a compactor.

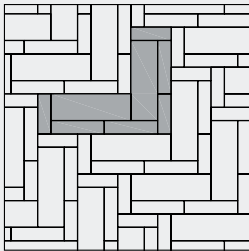
Eterna [100mm]



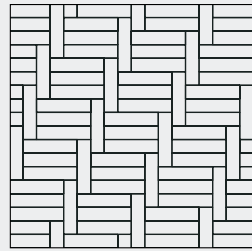
Pattern G - Herringbone
100% (100x400)



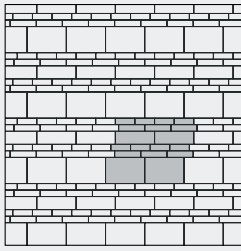
Pattern M - Running Bond
33.3% (100x300)
33.3% (100x400)
33.3% (200x600)



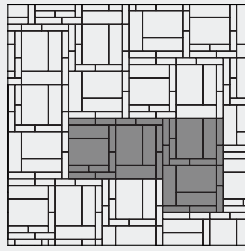
Pattern O - L-shape
20% (100x300)
26.7%(100x400)
53.3% (200x600)



Pattern R - Cascade
100% (100x400)



Pattern V - Running Bond
20% (100x300)
20% (100x400)
20% (200x600)
40% (400x600)



Pattern X - Random
14% (100x300)
19% (100x400)
29% (200x600)
38% (400x600)

Note: Patterns G and R can also be created with other Eterna sizes.

1ONE SAND

The only polymeric sand you need.

1ONESAND polymeric sand is a specially formulated, high-performance mix of calibrated sands, polymers, and binding agents designed to fill and firmly bind paver joints. 1OneSand's superior performance and durability is ideal for all newly installed pavers or slabs, as well as paver joint replacement on existing walkways, patios or even sloped driveways. 1OneSand remains stable and just flexible enough, maintaining its durability and flexibility in the most extreme weather conditions.

Features:

- Fast, easy setting
- Prevents weed growth & ant hills
- Suitable for joints up to 4" (100mm) wide
- Long lasting formula
- Free of dyes or pigments
- Will not stain pavers




Available in 4 colors!


50lb (22.7kg) bag | 63 bags/skid




Canvas
Beige



Absolute
Black



Granite
Grey



Urban
White

Slab: Rialto, Champagne with Oasis, Onyx coping

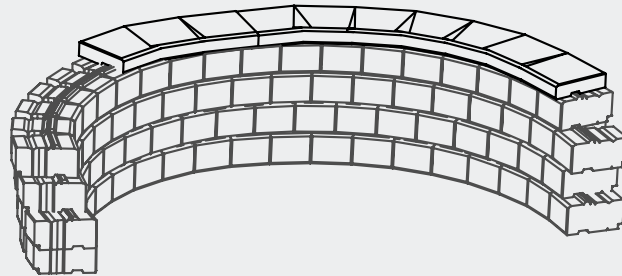
Building Walls

When planning your project, there are a few things to consider about your landscape...

Is there a steep slope? Do you need tiered walls? Does your plan include angles or curves? Whether it's a low garden wall or an expansive tiered and curved retaining structure, Oaks has a wide range of wall products in a variety of attractive colors to help you get the job done. Here are a few wall designs and basic construction methods to help you get started.

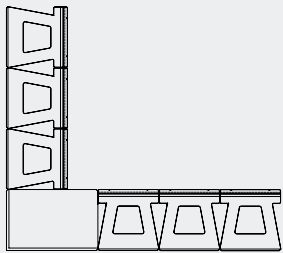
ROUND CORNERS

To achieve larger radius applications on Single-Sided walls, gap the inside (backside) of the wall modules accordingly.



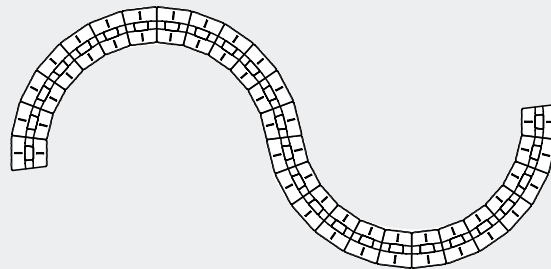
90° CORNERS

Alternate the direction of your 90° Corner Units for optimum stability. Glue each unit to the previous for additional security.



CURVES

Serpentine curves can be achieved with some products by alternating the tapered units.



Round firepit using Ortana and Cassina coping



Curved wall using Modeco One



90° Corner using Gardenia Linear units



did you know?

Wall Installation Guides are available online! Visit the **RESOURCE** section of our website for helpful tools to complete your project!

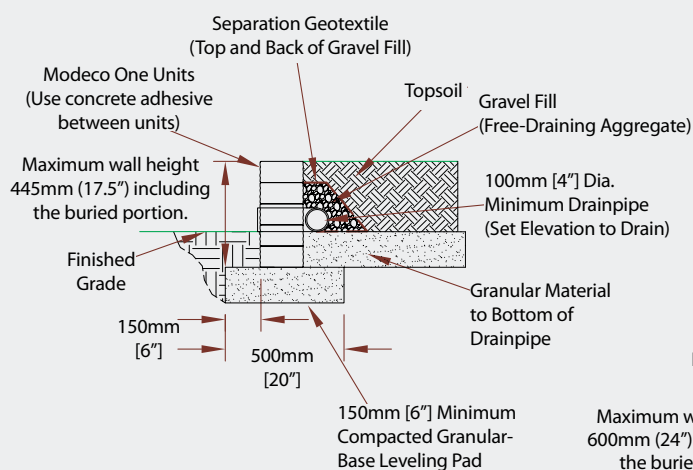
Freestanding & Retaining Wall Capabilities

This chart provides general construction limits based on a typical planter bed behind the wall. Reference the available Estimating Guides (Nueva, Ortana & Proterra) for higher retaining walls, where there is any sort of load (slope, fence, traffic) behind the wall, or where any other special conditions exist. Design support is recommended when there is a pedestrian guard required [area behind the wall is accessible and the wall height exceeds 600mm (23.6")] and/or a building permit is required [wall height exceeds 1,000mm (39.4")].

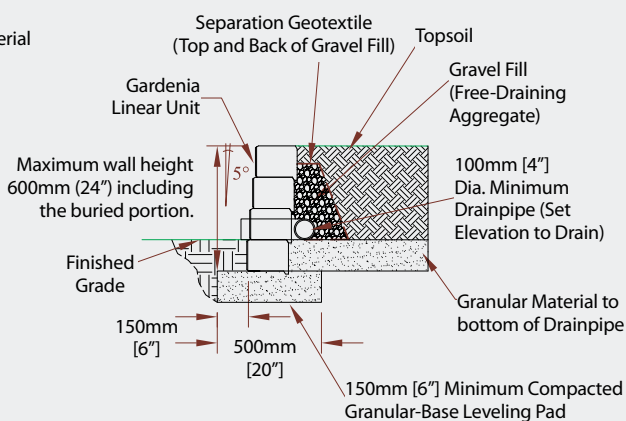
WALL BLOCK TYPE	Design (See options below)	Max. Wall Height Under Ideal Conditions ¹		Adhesive Required ²	Setback Angle	Min. Outside Radius	
		Inches	Millimeters			Inches	Millimeters
Laredo	Vertical	19.1	485	yes	0	n/a	n/a
Gardenia Linear	Setback	24	600	no	5	n/a	n/a
Modan	Vertical	21.7	550	yes	0	n/a	n/a
Modeco One	Vertical	17.5	445	yes	0	30.25	768
Nueva® 150 Wall	Vertical	20.7	525	no	0	n/a	n/a
	Setback	20.7	525	no	3.5	n/a	n/a
Nueva® 75 Wall	Vertical	20.7	525	no	0	n/a	n/a
	Setback	20.7	525	no	3.5	n/a	n/a
Ortana	Vertical	20.7	525	no	0	48	1219
	Setback	26.6	675	no	7	48	1219
Proterra™	Vertical	21.9	555	no	0	n/a	n/a
	Setback	36.4	925	no	8	n/a	n/a

Notes¹: Maximum height includes the buried portion of the wall and the coping unit (where applicable)
Notes²: Concrete adhesive is required as there is no form of interlock between units.

Vertical Option



Setback Option



Choosing a Contractor



You are about to invest in a long-lasting concrete landscape project. Like any construction project, the quality of the finished product is highly dependent on the quality of the contractor doing the work.

Recommended Contractor Qualifications:

- Member of ICPI and/or Landscape Ontario
- ICPI Certified Concrete Paver Installer or ICPI Accredited Paver Installer Company
- Project references (recommend installation experience of a minimum of 10,000 square feet)
- 2 year installation warranty
- Verify insurance and applicable licenses
- Adhere to the installation guidelines recommended by ICPI

To find a certified installer visit: www.icpi.org



Our Guarantee

OAKS LANDSCAPE PRODUCTS LIFETIME WARRANTY

Oaks Landscape Products are manufactured to the highest quality standards in a tightly controlled, fully monitored production environment. Oaks Landscape Products warrants the original property owner that the concrete product is free from material defects. Material found to be defective will be replaced without cost. Color matching cannot be guaranteed and replacement labor is not included. This assurance of quality is applicable where concrete products produced by Oaks Landscape Products are installed on the site and is subject to use under normal conditions.

LIMITATIONS & EXCLUSIONS

This Warranty does not apply to damage, deterioration or color change to the concrete products resulting from:

1. Installation of product inconsistent with the Interlocking Concrete Paving Institute (ICPI) or National Concrete Masonry Association (NCMA) guidelines intended for either residential or commercial use applications.
2. Breakage caused from transportation, handling, site design, overloading, impact or base/subgrade settlement.
3. Surface discoloration caused by staining, efflorescence, improper sealing, pollution, poor drainage or abrasion.
4. Fading from normal weathering.
5. Use of de-icing chemicals other than sodium chloride.



Considerations & Care Information

PRODUCT CHOICES

When it comes to the overall look and feel of your outdoor living space, there are a few simple things to keep in mind to make sure your project complements the architectural features of your home and will meet your final expectations:

- 1. Scale** - Mark off the perimeter of your project using a garden hose or rope, place some of the desired furnishings, and then walk around the area to make sure there is enough room for people to move around comfortably. Then choose products with a scale that works within the available space.
- 2. Color** - Colors can range from warm to cool, earth tones to neutrals. Using different colored borders or bands can add a touch of elegance, or define "rooms" within the outdoor space. Lighter colors also increase safety around pools as they don't absorb as much heat in the summer months - this saves your bare feet from potential burns.
- 3. Texture** - Textures not only create a more natural-looking product, but can also reduce the risk of slips.
- 4. Planting Beds** - Smartly placed low garden or planter walls will contribute to a warm, welcome and cozy feeling, and can provide extra seating.
- 5. Slope** - Perhaps you have an idea for your outdoor retreat, but the terrain does not work. Consider using one of our retaining wall products to create more usable space (see pages 85-101 for more information).
- 6. Think Green** - Permeable pavements can help deal with storm water around your home, and allows water to return to the native ground.

PREPARATION IS KEY

Site preparation is the key to ensuring the long-term success of your project. When excavating the area, provide proper grading that allows any water to drain away. Then compact the native soil subgrade as this is the foundation upon which your entire project rests. The thickness of the granular aggregate layer should be properly designed based on the expected loads (people versus cars), and the aggregates need to be properly compacted into place. For pavers, the final preparation step before laying your pavers is the spreading and leveling of bedding sand to help lock your project in place.

The ICPI (Interlocking Concrete Pavement Institute) and NCMA (National Concrete Masonry Association) have published several best practice and knowledge documents to assist and guide you through the entire design and installation process. You can find everything you need by visiting www.icpi.org and www.ncma.org.

LAYOUT THE DELIVERED PRODUCT

Although we go to great lengths to ensure that the product and color representations shown in our product guides and on our website are as accurate as possible, there are always variations in printing processes and monitors that will affect the outcome. Color tones of the delivered product can also vary from the representations, between separately manufactured product sizes, or even between runs of the same product, especially with monochromatic (single solid) colors; this is due to slight variations in the raw materials and the manufacturing process itself, and is not a sign of defective product. That is why we recommend you lay out a small sample area of the various products delivered to site to make sure you are satisfied with the overall appearance. If you notice a problem or discrepancy, notify us immediately and do not continue with the project. Installation of the product is understood as acceptance of the product's color and condition.

THE RIGHT TOOLS FOR THE JOB

There are a number of tools on the market that help move, place and compact our pavers and wall blocks into place. Vacuum lifters and clamps can be used to help maneuver the product around, saving time and backs. Roller tampers, rather than traditional plate tampers, reduce the risk of chipping and breakage of larger pavers and slabs. For more information, talk with your local Oaks sales representative.

EFFLORESCENCE

Efflorescence is a powdery, white residue that can form on the surface of concrete products. Although aesthetically unappealing, it occurs naturally and is not an indication of poor product quality. Caused by a combination of naturally occurring salts and moisture, most efflorescence (or efflo) will wear off with time, or can be removed easily by dry-brushing and flushing with clean water. For more stubborn situations, commercial cleaners are available. Always follow the manufacturers' directions carefully as improper use of these solvents can damage the paver surface. For more information, visit www.icpi.org.

PROTECTING YOUR INVESTMENT

Select Oaks products made with ColorBold™, which helps maintain the color of the product and protects them from certain stains. A wide variety of after-market sealers are available in varying finishes, for additional protection.

Although most Oaks products are designed to be low maintenance, there are a number of preventative maintenance steps that can ensure that your project keeps its pristine appearance. Regularly check to see if the pavers are moving either outward (called creep) or settling. Creep indicates failure of the edge restraints, while settlement indicates issues with the base or native foundation. Clean stains as soon as they occur so they do not set; different methods of cleaning are outlined in Tech Specs from both ICPI and NCMA. Weeds occur when dirt and seeds blow in from the surrounding area and germinate in the joints; remove the weeds and dirt, and refill the areas with polymeric jointing material to prevent a re-occurrence. Last, but not least, avoid using de-icing chemicals other than traditional rock salt; specialty products that claim to be concrete safe quite often are not, and can cause permanent damage.

MAINTENANCE

5 paver tips!

① Keep the pavers clean

Like all pavements, concrete pavers will look worn when they get dirty and stained. Grab a broom and sweep the dirt and debris off of your paving stones regularly. Don't let leaves or other debris sit, especially when it is about to rain, as the decomposing material can stain the paver surface. Any stains that do occur should be treated as soon as possible. The longer they remain on the surface, the deeper they penetrate and the harder they are to remove. Water and dish soap, with a little elbow grease, can remove many stains, and specialty cleaners are available for more stubborn stains such as motor oil.

② Removing weeds

Weeds can germinate between pavers from windblown seeds lodged in the joints. Weeds can be removed by hand or with herbicides. If using a herbicide, take care not to spray onto adjacent vegetated areas, and use biodegradable products. If weed growth is an ongoing issue, consider refilling the joints with a polymeric material intended to prevent weed growth.

③ Apply a paver sealer

You can help keep your paving stones looking new by applying a sealer, which not only helps enhance the paver's color, but also slows the penetration of stains and prevent dirt from lodging in the surface. Sealers should only be applied on clean, dry pavers; applying a sealer to a wet paver can result in water blushing below the sealer (the sealer turns milky white) which is difficult to remove. Different sealers will create a glossy or matte finish, so make sure you pick the right one.

④ Use of manufacturer approved de-icing chemicals

Rule #1 - Only use as much de-icing material on concrete pavers as needed to do the job. Rule #2 - only use rock salt (sodium chloride) as this is the least damaging to concrete materials. Using magnesium chloride, calcium magnesium acetate (CMA) or other fancy branded de-icing chemicals can cause significant damage to the pavement.

⑤ Replace damaged pavers

If one or more of your patio pavers is damaged or becomes too badly stained, you can replace them without having to replace everything around it. Replacing paving stones can be done in only a couple of hours to restore that brand-new look. It is a good idea to keep a few extra pavers around from the original installation for this eventuality.

Following these simple rules will help keep your pavement looking good for many years.



Packaging Specifications

** All three Ridgefield Plus/Smooth stones used as a sailor soldier course.
† Packaged with mesh between layers

Slabs & Pavers

Slabs & Pavers			Bundle Specifications			Per Section Specifications					
RIALTO 50mm	Layers	Sq. Ft.	Lin. Ft.	Pieces	Weight	Sections	Sq. Ft.	Lin. Ft.	Pieces	Weight	
8x16	10	129.2	98.4 (soldier) 196.8 (sailor)	150	3025	Layer †	12.9	9.8 (soldier) 19.7 (sailor)	15	303	
8x16 16x16 16x24	Random	10	129.2	98.4 (sailor)	30 30 20	3063	Layer †	12.9	9.8 (sailor)	3 3 2	306
16x24		10	129.2	65.6 (soldier) 98.4 (sailor)	50	3076	Layer †	12.9	6.6 (soldier) 9.8 (sailor)	5	308
NUEVA® SLAB 50mm	Layers	Sq. Ft.	Lin. Ft.	Pieces	Weight	Sections	Sq. Ft.	Lin. Ft.	Pieces	Weight	
8x16 Small Rectangle	10	129.2	98.4 (soldier) 196.9 (sailor)	150	3034	Layer †	12.9	9.8 (soldier) 19.7 (sailor)	15	303	
8x16 16x16 16x24	Random	10	129.2	98.4 (sailor)	30 (8x16) 30 (16x16) 20 (16x24)	3063	Layer †	12.9	9.8 (sailor)	3 (8x16) 3 (16x16) 2 (16x24)	306
NUEVA® SLAB 60mm		Layers	Sq. Ft.	Lin. Ft.	Pieces	Weight	Sections	Sq. Ft.	Lin. Ft.	Pieces	Weight
8x16 Small Rectangle	8	103.4	78.7 (soldier) 157.4 (sailor)	120	2912	Layer †	12.9	9.8 (soldier) 19.7 (sailor)	15	364	
8x16 16x16 16x24	Random	8	103.4	78.7 (sailor)	24 (8x16) 24 (16x16) 16 (16x24)	2940	Layer †	12.9	9.8 (sailor)	3 (8x16) 3 (16x16) 2 (16x24)	368
NUEVA® XL SLAB 60mm		Layers	Sq. Ft.	Lin. Ft.	Pieces	Weight	Sections	Sq. Ft.	Lin. Ft.	Pieces	Weight
24x36	10	116.25	39.4 (soldier) 59 (sailor)	20	3200	Layer †	11.6	3.9 (soldier) 5.9 (sailor)	2	320	
MONTEREY 60mm	Layers	Sq. Ft.	Lin. Ft.	Pieces	Weight	Sections	Sq. Ft.	Lin. Ft.	Pieces	Weight	
8x16 Small Rectangle	10	103.4	78.7 (soldier) 157.4 (sailor)	120	2912	Layer †	10.3	7.9 (soldier) 15.7 (sailor)	12	292	
16x16 12x24 24x24	Random	8	103.4	-	24 (16x16) 16 (12x24) 8 (24x24)	2958	Layer †	12.9	-	3 2 1	370
16x32 Large Rectangle		10	103.4	39.4 (soldier) 78.7 (sailor)	30	2963	Layer †	10.3	3.9 (soldier) 7.8 (sailor)	3	296
MOLINA® 60mm	Layers	Sq. Ft.	Lin. Ft.	Pieces	Weight	Sections	Sq. Ft.	Lin. Ft.	Pieces	Weight	
12x12 12x18 12x24	Combo	8	93	94.5 (sailor)	24 16 24	2790	Layer †	11.6	11.8 (sailor)	3 2 3	349
6x12		8	93	94.5 (soldier) 189 (sailor)	192	2740	Layer †	11.6	11.8 (soldier) 23.6 (sailor)	24	343
COLONNADE 60mm	Layers	Sq. Ft.	Lin. Ft.	Pieces	Weight	Sections	Sq. Ft.	Lin. Ft.	Pieces	Weight	
3x6 6x6	Combo	9	104	35 - (3x6) 177 - (6x6)	144 - (3x6) 360 - (6x6)	2925	8	13	4.4 (3x6) 22 (6x6)	18 - (3x6) 45 - (6x6)	366
6x9		9	105	141.7 (soldier)	288	2826	8	13.1	17.7 (soldier)	36	353
9x9	9	98	132.9 (soldier)	180	2750	5	19.6	26.6 (soldier)	36	550	
9x12	9	104	106.3 (soldier)	144	2936	4	26	26.6 (soldier)	36	734	
RIDGEFIELD PLUS 70mm	Layers	Sq. Ft.	Lin. Ft.	Pieces	Weight	Sections	Sq. Ft.	Lin. Ft.	Pieces	Weight	
8x12	8	104	105 (soldier) 157.5 (sailor)	160	3340	4	26	26.2 (soldier) 39.4 (sailor)	40	836	
8x12 12x12 12x16	Lg. Combo	8	93	94.5**	32 each	3004	4	23.3	23.6**	8 each	751
RIDGEFIELD SMOOTH 70mm		Layers	Sq. Ft.	Lin. Ft.	Pieces	Weight	Sections	Sq. Ft.	Lin. Ft.	Pieces	Weight
8x12	8	104	105 (soldier) 157.5 (sailor)	160	3340	Layer †	13	13.1 (soldier) 19.7 (sailor)	20	418	
8x12 12x12 12x16	Lg. Combo	8	93	94.5**	32 each	3004	Layer †	11.6	11.8**	4 each	376

Packaging Specifications

† Packaged with mesh between layers

Pavers

Pavers	Bundle Specifications					Per Section Specifications					
NUEVA® PAVER 80mm	Layers	Sq. Ft.	Lin. Ft.	Pieces	Weight	Sections	Sq. Ft.	Lin. Ft.	Pieces	Weight	
8x16 Small Rectangle	6	77.5	59 (soldier) 118.2 (sailor)	90	2902	Layer †	12.9	9.8 (soldier) 19.7 (sailor)	15	484	
8x16 16x16 16x24	Random	6	77.5	59 (sailor)	18 (8x16) 18 (16x16) 12 (16x24)	2930	Layer †	12.9	9.8 (sailor)	3 (8x16) 3 (16x16) 2 (16x24)	488
RIALTO 80mm		Layers	Sq. Ft.	Lin. Ft.	Pieces	Weight	Sections	Sq. Ft.	Lin. Ft.	Pieces	Weight
8x16 16x16 16x24	Random	6	77.5	59.1 (sailor)	18 18 12	2930	Layer †	12.9	9.8 (sailor)	3 3 2	488
8x16		6	77.5	59 (soldier) 118.2 (sailor)	90	2902	Layer †	12.92	9.8 (soldier) 19.7 (sailor)	15	484
16x24	6	77.5	59.1 (sailor) 39.4 (soldier)	30	2930	Layer †	12.9	9.8 (sailor) 6.6 (soldier)	5	488	
MARKET PAVER 80mm	Layers	Sq. Ft.	Lin. Ft.	Pieces	Weight	Sections	Sq. Ft.	Lin. Ft.	Pieces	Weight	
CUSTOM ORDER ONLY 4x8	6	69.8	106.3 (soldier) 212.6 (sailor)	324	2684	Layer †	11.6	17.7 (soldier) 35.4 (sailor)	54	447	
ENVIRO MIDORI 80mm	Layers	Sq. Ft.	Lin. Ft.	Pieces	Weight	Sections	Sq. Ft.	Lin. Ft.	Pieces	Weight	
CUSTOM ORDER ONLY 5x10 10x10 10x15	Combo	6	74.4	94.5 (sailor)	60 54 24	2675	Layer	12.4	15.7 (sailor)	10 9 4	446
MOLINA® 80mm		Layers	Sq. Ft.	Lin. Ft.	Pieces	Weight	Sections	Sq. Ft.	Lin. Ft.	Pieces	Weight
12x12 12x18 12x24	Combo	6	69.8	70.8 (sailor)	18 12 18	2720	Layer †	11.6	11.8 (sailor)	3 2 3	453
6x12		6	69.8	70.8 (soldier) 141.7 (sailor)	144	2689	Layer †	11.6	11.8 (soldier) 23.6 (sailor)	24	448
12x24	6	69.8	35.4 (soldier) 70.8 (sailor)	36	2778	Layer †	11.6	5.9 (soldier) 11.8 (sailor)	6	463	
ETERNA 100mm	Layers	Sq. Ft.	Lin. Ft.	Pieces	Weight	Sections	Sq. Ft.	Lin. Ft.	Pieces	Weight	
CUSTOM ORDER ONLY 100x300	6	64	65 (soldier) 194.9 (sailor)	198	2979	Layer †	10.7	10.8 (soldier) 32.5 (sailor)	33	497	
100x400	6	57	43.3 (soldier) 173.2 (sailor)	132	2684	Layer †	9.5	7.2 (soldier) 28.9 (sailor)	22	447	
200x600	6	62	31.5 (soldier) 94.5 (sailor)	48	2889	Layer †	10.3	5.3 (soldier) 15.8 (sailor)	8	481	
400x600	5	64.6	32.8 (soldier) 49.2 (sailor)	25	3012	Layer †	12.9	6.6 (soldier) 9.8 (sailor)	5	602	

Packaging Specifications

Curbs & Steps

Bundle Specifications						Per Section Specifications					
CURBS & STEPS	Layers	Sq. Ft.	Lin. Ft.	Pieces	Weight	Sections	Sq. Ft.	Lin. Ft.	Pieces	Weight	Weight/Piece
Fronterra Curb	4	-	125.1	108	2948	Layer	-	31.3	27	737	27.3
Nueva® Step	1	7.8 (face) 20.6 (top)	15.7	4	1440	-	-	-	-	-	360
Aria Step DORMANT	1	8.5 (face) 20.6 (top)	15.75	4	1600	No sections available for Aria Step					400

Copings

Bundle Specifications						Per Section Specifications					
COPINGS	Layers	Sq. Ft.	Lin. Ft.	Pieces	Weight	Sections	Sq. Ft.	Lin. Ft.	Pieces	Weight	Weight/Piece
Cassina Coping Stone	2	52	52	78	1716	3	17.3	17.3	26	572	22
Oasis Standard Coping	9	85	72	36	2448	Layer	9.5	8	4	272	68
Oasis Bullnose Coping	10	71	60	30	2040	Layer	7.1	6	3	201	67

Walls

Bundle Specifications						Per Section Specifications					
NUEVA® 150 WALL	Layers	Sq. Ft.	Lin. Ft.	Pieces	Weight	Sections	Sq. Ft.	Lin. Ft.	Pieces	Weight	Weight/Piece
16" Unit 20" Unit 20" Corner/End Unit 24" Unit	Combo	4	26	52.5	3200	Layer	6.5	13.1	2	800	76
									2		90
									2		110
									2		124
Wedge Unit	4	23.5	47.6	48	3120	Layer	5.9	11.9	12	780	65
Coping Unit Coping End Unit	8	11.6	47.2	16 8	1872	Layer	1.5	5.9	2 1	234	78 78
NUEVA® 75 WALL	Layers	Sq. Ft.	Lin. Ft.	Pieces	Weight	Sections	Sq. Ft.	Lin. Ft.	Pieces	Weight	Weight/Piece
16" Unit 20" Unit 20" Corner/End Unit 24" Unit	Combo	6	19.5	78	2589	Layer	3.3	13	2	432	43
									2		54
									2		54
									2		65
Wedge Unit	6	17.6	71.5	72	2340	Layer	2.9	11.9	12	390	32.5
Coping Unit Coping End Unit	8	11.6	47.2	16 8	1872	Layer	1.5	5.9	2 1	234	78 78
LAREDO	Layers	Sq. Ft.	Lin. Ft.	Pieces	Weight	Sections	Sq. Ft.	Lin. Ft.	Pieces	Weight	Weight/Piece
Standard Unit	5	30.3	95.3	100	2800	4	7.57	23.83	25	700	28
Tapered Unit	5	27.1	75.8	150	2700	6	5.22 outside	16.41 outside	25	450	18
ORTANA	Layers	Sq. Ft.	Lin. Ft.	Pieces	Weight	Sections	Sq. Ft.	Lin. Ft.	Pieces	Weight	Weight/Piece
Standard Unit	3	19.4	39.4	60	2760	4	4.9	9.9	15	690	46
Tapered Unit	3	19.4	39.4	60	2400	No sections available for tapered units					40
90° Corner Unit	4	19.4	39.4	24	1128	No sections available for corner units					47
1' Coping Unit	6	17.7	72	72	2520	4	4.4	18	18	630	35
2' Coping Unit	6	11.8	48	24	1680	2	5.9	24	12	840	70

Weights/Piece are approximate.

Packaging Specifications

Walls

Bundle Specifications						Per Section Specifications					
GARDENIA LINEAR	Layers	Sq. Ft.	Lin. Ft.	Pieces	Weight	Sections	Sq. Ft.	Lin. Ft.	Pieces	Weight	Weight/Piece
Linear Unit	4	15.5	31.5	16	1424	No sections available for Gardenia Linear					89
90° Corner	4	25.8	52.5	32	1440	No sections available for corner units					45
MODECO ONE	Layers	Sq. Ft.	Lin. Ft.	Pieces	Weight	Sections	Sq. Ft.	Lin. Ft.	Pieces	Weight	Weight/Piece
Standard Unit	6	27.9 (straight)	95.7 (straight)	180	2520	Layer	4.7 (straight)	16 (straight)	30	420	14
		31.7 (outside)	108.7 (outside)				5.3 (outside)	18 (outside)			
		24.1 (inside)	82.7 (inside)				4 (inside)	13.8 (inside)			
MODAN	Layers	Sq. Ft.	Lin. Ft.	Pieces	Weight	Sections	Sq. Ft.	Lin. Ft.	Pieces	Weight	Weight/Piece
330 Unit	3	28.1	78	12	2884	Layer	9.4	26	4	961	40
440 Unit				12					4		53
550 Unit				12					4		67
660 Unit				12					4		80
Linear Unit	3	25 (wall) 37.5 (column)	69.3	48	2544	Layer	8.3 (wall) 12.5 (column)	23	16	848	53
PROTERRA™ (SPLIT)	Layers	Sq. Ft.	Lin. Ft.	Pieces	Weight	Sections	Sq. Ft.	Lin. Ft.	Pieces	Weight	Weight/Piece
Standard Unit	3	18	29.5	9	3150	Layer	6	9.8	3	1050	350
Standard Double	3	6	9.8	3	3150	Layer	2	3.3	1	1050	350
		6	9.8	3					1		700
Standard Corner	3	22.4	36.9	9	2772	Layer	7.4	12.3	3	924	308
Coping-Step Unit	3	12	19.6	6	2388	Layer	4	6.5	2	796	398
Coping Corner/End Unit	3	15.6	25.7	6	2088	Layer	5.2	8.6	2	696	348
PROTERRA™ (SMOOTH)	Layers	Sq. Ft.	Lin. Ft.	Pieces	Weight	Sections	Sq. Ft.	Lin. Ft.	Pieces	Weight	Weight/Piece
CUSTOM ORDER ONLY											
Standard Unit	3	18	29.5	9	3150	Layer	6	9.8	3	1050	350
Standard Double	3	6	9.8	3	3150	Layer	2	3.3	1	1050	350
		6	9.8	3					1		700
Triple	3	6	9.8	3	3150	Layer	2	3.3	1	1050	1050
Standard Corner	3	24.6	40.6	9	3150	Layer	8.2	13.5	3	1050	350
Coping-Step Unit	3	12	19.6	6	2388	Layer	4	6.5	2	796	398
Coping Corner/End Unit	3	17.1	28.1	6	2400	Layer	5.7	9.4	2	800	400

Weights/Piece are approximate.

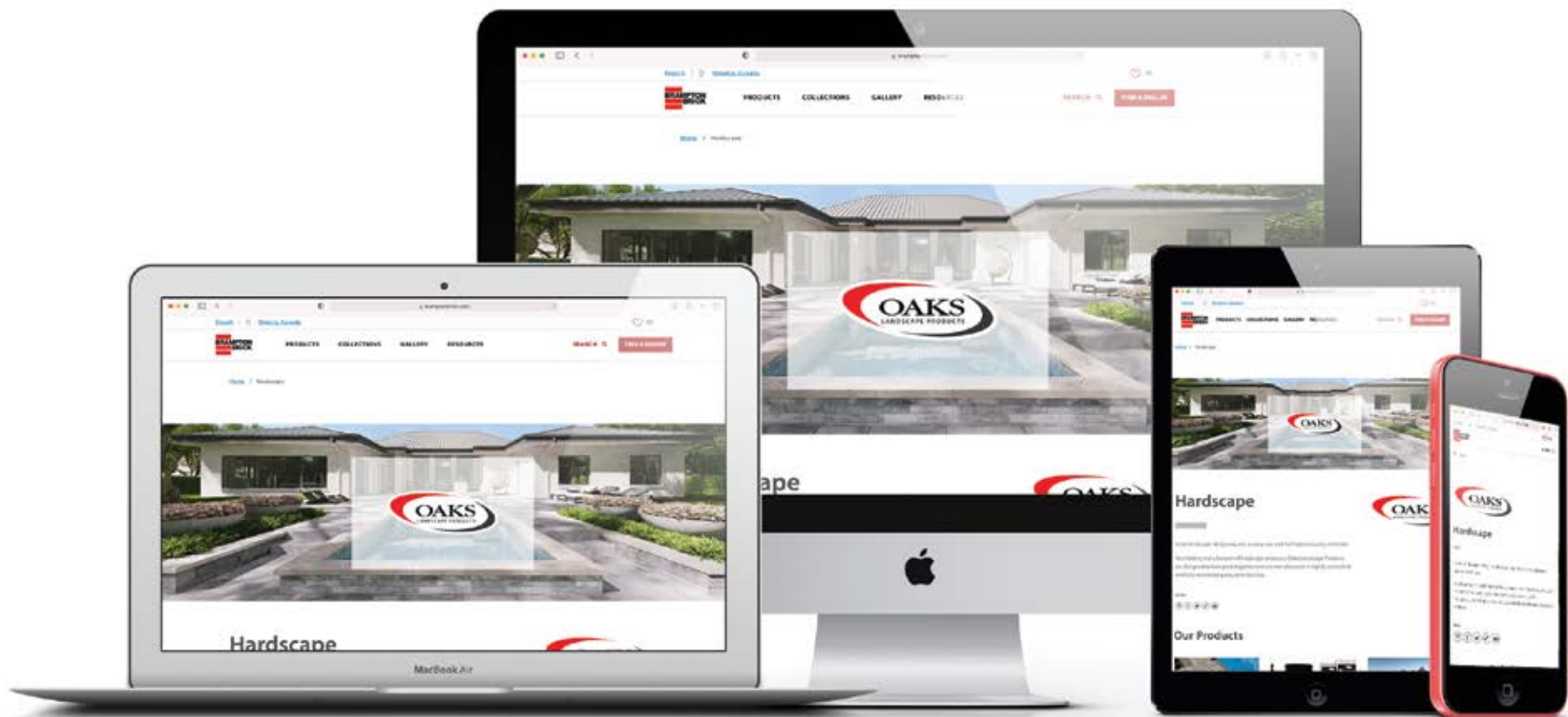
LANDSCAPE + MASONRY

online experience

You'll find all of our products categorized online just like they are in this product guide, with product pages designed to include white space for readability. Click on any color swatch to reveal specific details about features, availability and sizes. Visit our project gallery, online resource library, project visualizer or dealer locator for help that goes far beyond the product pages.

As the landscape member of the Brampton Brick Limited family of brands, our curated collections span both masonry and landscape products, so coordinating your colours and finishes just got a little easier.

Visit us at OAKSpavers.com today!





Masonry Products




MASONRY PRODUCT GUIDE

ONE TRUSTED SOURCE.

Brampton Brick has forged a reputation as an integrated masonry and landscape products manufacturer. To be a single source for quality, durability and long-lasting style, we focus on developing products that work well together.

It's the trust our customers place in us that keeps us focused on our goal; to lead the way in innovation, affordability and lifetime satisfaction. We are devoted to engineering masonry and landscaping materials that stimulate an instant response. When you see homes, driveways, backyard living spaces, commercial buildings or beautifully landscaped public spaces; you see Brampton Brick products.

**Visit our website to view our Masonry Products
or to download the Product Guide!**



Architectural Landscape Products

Oaks Landscape Products have gained the reputation of innovation and versatility in the industrial, commercial and institutional (ICI) market. Our commitment to being supplier of choice drives the development and manufacturing of a wide variety of ICI products to meet all your structural and aesthetic design requirements.

**Visit our website to view our ICI landscape products or
to download our Designer Resource Guide!**



DESIGNER RESOURCE GUIDE



Slab: Nueva Slab, Marble Grey with Onyx border
Walls & Coping: Nueva 150, Marble Grey
Pool Coping: Cassina, Onyx





Brampton
225 Wanless Drive
Brampton, ON L7A 1E9

Farmersburg
1256 East County Rd. 950 N.
Farmersburg, IN 47850

Boisbriand
4200, Marcel-Lacasse
Boisbriand, QC J7H 1N3

Hillsdale
2108 Flos Road Four East
Hillsdale, ON L0L 1V0

Detroit
51744 Pontiac Trail
Wixom, MI 48393

Brockville
3007 County Rd. #29
PO Box 141, Brockville, ON
K6V 5V2

Cambridge
P.O. Box 25059
Kitchener, ON N2A 4A5

Markham
455 Rodick Road
Markham, ON L6G 1B2

Distributed by/Authorized Dealer:



On the front cover:
Slab: Rialto 50mm, Champagne with Onyx border

On the back cover:
Slab: Molina 60mm, Moraine with Twilight border
Wall: Ortana, Timberwood with Desert caps

OAKSpavers.com

US - 1.800.876.OAKS (6257)

CA - 1.800.709.OAKS (6257)



Product representations shown in this publication are intended to convey the general color, texture and appearance of the product. Variations may occur in the manufacturing and printing process. Always select from an actual product sample.