



Nueva® 150 Wall



NEW SIZE!



CHAMPAGNE




MILANO



CLOUDBURST



ONYX*



MARBLE GREY



Coping Unit
23.62 x 2.95 x 13.38"
(600 x 75 x 340mm)
**Packaged with
End Coping Units**



End Coping Unit
23.62 x 2.95 x 13.38"
(600 x 75 x 340mm)
**Packaged with
Coping Units**

Walls: Nueva® 150, Marble Grey with Marble Grey coping

Nueva® Collection

*Onyx available in Coping and End Coping only.



16" Unit
15.75 x 5.91 x 11.81"
(400 x 150 x 300mm)



20" Unit
19.69 x 5.91 x 11.81"
(500 x 150 x 300mm)



20" Corner/End Unit
19.69 x 5.91 x 11.81"
(500 x 150 x 300mm)



24" Unit
23.62 x 5.91 x 11.81"
(600 x 150 x 300mm)

4 BLOCK COMBO BUNDLE

NEW CORNER/COLUMN UNIT



Corner/Column Unit
7.87 x 5.91 x 11.81"
(200 x 150 x 300mm)
Individually Packaged



Makes a 19 5/8 x 19 5/8"
(500 x 500mm)
square column

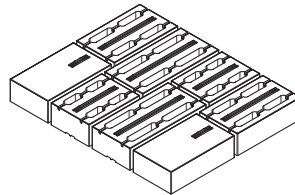
Packaging Specifications

Per Full Bundle					Per Layer				Per Section			
NUEVA® 150 WALL	Area/bundle (face ft.)	Lin. Ft.	Pieces	Wt. (lbs)	Layers	Sq. Ft.	Pieces	Wt. (lbs)	Sections	Sq. Ft.	Pieces	Wt. (lbs)
COMBO BUNDLE 16" Unit, 20" Unit, 20" Corner/ End Unit, 24" Unit												
	26	52.5	8 each	3200	4	6.5	2 each	800	-	-	-	-
Corner/ Column Unit NEW!	29.1 (Wall) 48.4 (Col)	59	60	2880	4	7.3 (Wall) 12.1 (Col)	15	720	5	5.8 (Wall) 9.7 (Col)	12	576
Coping Unit Coping End Unit	11.6	47.2	16 (Reg) 8 (End)	1872	8 †	1.5	2 (Reg) 1 (End)	234	-	-	-	-

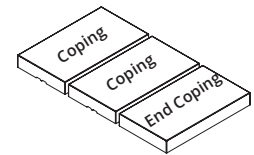
(Col) = Column
(Reg) = Regular
(End) = End Unit

† = Packaged with mesh between layers

Weights/Piece are approximate.



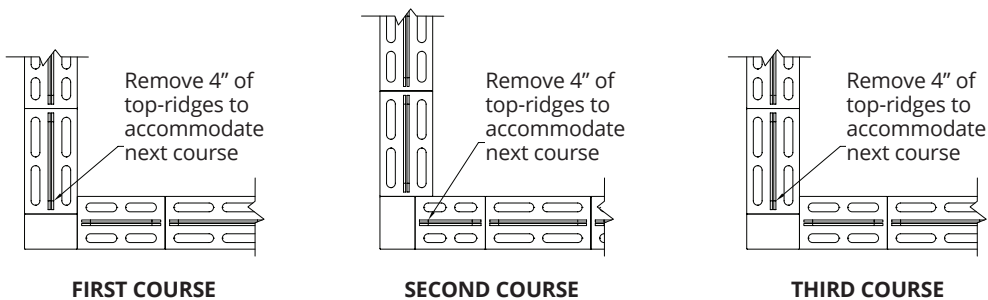
**Combo Bundle
Layout by Layer**



**Coping/End Coping Combo
Bundle by Layer**

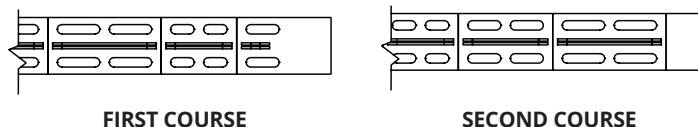
Corner and Column Installation

OUTSIDE CORNER INSTALLATION

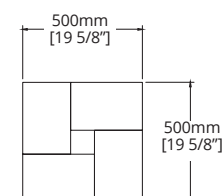


END-OF-WALL INSTALLATION

Alternate corner units with 500mm end-units from combo bundle



COLUMN INSTALLATION



FEATURES & RECOMMENDED USES

Product Matrix

		RECOMMENDED USES					FUNCTIONAL FEATURES			
PRODUCT	SIZES	GARDEN WALL	RETAINING WALL	CURB	PILLAR	TREE RING	FEATURE*	DOUBLE-SIDED	BUILT-IN INTERLOCK	CORED
Nueva® 150 Wall	Combo Bundle		✓				✓	✓	✓	✓
	Corner/Column Unit		✓		✓		✓	✓		

*Feature = Fire pit/fire table, water feature, outdoor kitchen

WALL TYPE/ALIGNMENT & INSTALLATION									
PRODUCT	SIZES	STRAIGHT WALL	CURVED WALL	FREE-STANDING	SINGLE-DEPTH GRAVITY	MULTI-DEPTH GRAVITY	STABILIZED BACKFILL	GEOGRID REINFORCED	MACHINE INSTALL
Nueva® 150 Wall	Combo Bundle	✓		✓	✓		✓	✓	
	Corner/Column Unit	✓		✓	✓				

All Oaks Landscape products fully meet or exceed the latest version of CSA A231, ASTM C936, ASTM C1372 or ASTM C1782 as applicable to the specific product and area of sale.



OAKSPAVERS.COM

CA 1.800.709.OAKS (6257)
|
US 1.800.876.OAKS (6257)

Product representations shown in this publication are intended to convey the general colour, texture and appearance of the product. Variations may occur in the manufacturing and printing process. Always select from current, physical product samples.