




PT-FL1



Product: _____ Type: _____
 Project: _____

FINISH	PRODUCT CODE	HOUSING	LED
 Bronze	PT-FL1-BZ-NL	Aluminum	MR16/T3 Sold Separately
 Black	PT-FL1-BK-NL	Aluminum	MR16/T3 Sold Separately
 Antique	PT-FL1-BS-NL	Brass	MR16/T3 Sold Separately

SPECIFICATIONS

CONSTRUCTION:

- Aluminum or Brass Housing
- Adjustable Knuckle with Locking Teeth for Easy Aiming
- EPDM Rubber Plug in Base
- Silicone Gasket for Watertight Seal

LENS:

- Impact-Resistant Tempered Glass
- Includes Optional Clear Lens

LAMP:

- No Lamp Included
- Operates MR16 or T3 (35W Max) Bi-Pin Lamps

POWER:

- Input Voltage 12V

SOCKET:

- High-Temperature Ceramic
- GU5.3 Bi-Pin with Nickel Contacts
- Heat-Resistant Leads

MOUNT:

- Includes ABS Slotted Ground Stake

WIRING:

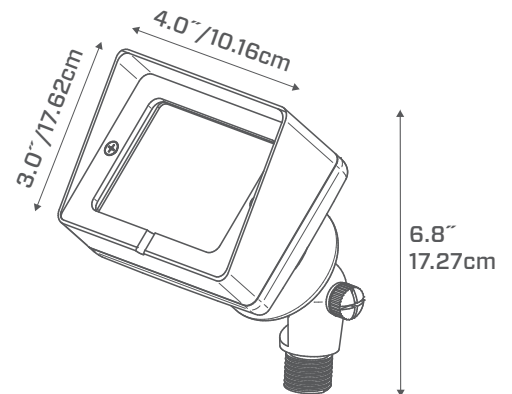
- Pre-Wired with Three Ft. SPT-2W Lead Wire

WARRANTY:

- (Free from Material Defects and/or Workmanship)
- Brass: Lifetime
- Aluminum: Five Years

CERTIFICATIONS:

- ETL Listed to UL Standard 1838 and CAN/CSA-22.2 No. 250.7



ProTradeLighting.com

2021-4785

— Exclusively at —
 **SiteOne®**
 LANDSCAPE SUPPLY